



TOLL FREE

1.800.321.7950 | WHEELERREX.COM



WHERE TO BUY

**WE TAKE QUALITY
PERSONALLY.**



4-9 PIPE CUTTERS

Manual & Ratchet Snap Cutters
Hydraulic Pipe Cutters
Replacement Cutter Chains
Internal Cast Iron Pipe Cutter
Steel Pipe Cutters
Hinged Pipe Cutters
PipeMaster
PipeMaster Accessories
Hydraulic Power Pak
Bypass Valve Kit
PipeMaster Blades

10-23 PLASTIC PIPE & COPPER TUBE TOOLS

Glass Tubing Cutters
Professional & Economy Snippers
Plastic Pipe Saws
Hand And Powered Bevelers
Fitting Saver
Pipe Hog
Internal Plastic Pipe Cutters
Chamfering/Depth Gauge Tool
Guillotine Pipe Cutters
PEX Crimping Tools
Utility Knives
Tubing Cutters
Close Quarters Cutter
Auto-C Cutters
Ratch Cutters
Inner & Outer Reamer
Deburring Tool
Hammerhead Flaring Tool
Rerounding Tools and Kit
Replacement Cutter Wheels

24-25 GROOVING & FABRICATION

Portable Roll Groovers
Hydraulic Grooving Machines
Orbital Pipe Cutting Machine

26-35 PIPE THREADING

Manual Ratchet Threader Sets
Hand Oiler
Mini Power Drivers
12R Style Dies – NPT, BSPT
12R Style Drop Head with Dies
Sidekick III Pipe Threader
Power Threading Machines
Universal Replacement Dies
Threader Carts
Nipple Attachments
Threadmaster Cutting Oil
Threader Stands

36-40 HYDROSTATIC TEST PUMPS

Manual Operated
Gas Operated
Electric Operated
Pneumatic Operated
Fire Hose Testers

41 TRASH PUMPS

2" and 3" Trash Pumps
Mudsucker Pumps
Vacuum Test Assembly

42-48 PIPE WORKING TOOLS

Tripod Vise Stands
Bench Vises
Pipe Supports
Yoke Vises
Pipe Puller
Pipe Wrenches
GripMaster
Spud Wrench
Chain Wrench
Strap Wrenches
Basin Wrench
Coupling Torque Wrenches
Hydrant Wrench
Double-Up Wrenches
Heavy Duty Deep Sockets
O.D. Tapes
Pipe Descaler
Pipe Freezing Kit

49 SHUTOFF TOOLS

Soft Copper Water Lines
Plastic Water and Gas Lines

50-53 DRILLING & TAPPING TOOLS

Hot Tap System & Accessories
Drill Taps
Tapping Fluid
Portable Hole Cutter Systems
Hole Cutter Shells
Earthworm Hydro-Drill
Pipe Slices & Accessories
Mini Pipe Slice

54-55 VALVE EXERCISERS

ValveMaster
Portable Valve Exercisers
Aluminum Valve Wheel Wrenches
Hydrant Nut
Rising Stem & Hand Wheel
Adapters
Hydrant Nut
Telescoping Valve Key

56 MARKETING TOOLS

58-63 PRODUCT LISTING

PIPE CUTTERS



590 AND 591 MANUAL PIPE CUTTER



Wheeler #	Service (Std) WT Soil Pipe	XH Soil Pipe	No-Hub®	Tile / Clay	Shipping Weight
590-6	1 1/2"-6" (38 mm-150 mm)	1 1/2"-5" (38 mm-125 mm)	1 1/2"-6" (38 mm-150 mm)	4"-6" (100 mm-150 mm)	23 lbs. (10.5 kg)
590-8	1 1/2"-6" (38 mm-150 mm)	1 1/2"-5" (38 mm-125 mm)	1 1/2"-6" (38 mm-150 mm)	4"-8" (100 mm-200 mm)	25 lbs. (11.5 kg)
590-10	1 1/2"-6" (38 mm-150 mm)	1 1/2"-5" (38 mm-125 mm)	1 1/2"-6" (38 mm-150 mm)	4"-10" (100 mm-250 mm)	28 lbs. (13 kg)
590-12	1 1/2"-6" (38 mm-150 mm)	1 1/2"-5" (38 mm-125 mm)	1 1/2"-6" (38 mm-150 mm)	4"-12" (100 mm-300 mm)	28 lbs. (12.7 kg)
590-15	1 1/2"-6" (38 mm-150 mm)	1 1/2"-5" (38 mm-125 mm)	1 1/2"-6" (38 mm-150 mm)	4"-15" (100 mm-375 mm)	29 lbs. (13 kg)
591-6	1 1/2"-6" (38 mm-150 mm)	1 1/2"-5" (38 mm-125 mm)	1 1/2"-6" (38 mm-150 mm)	4"-6" (100 mm-150 mm)	24 lbs. (11 kg)
591-8	1 1/2"-6" (38 mm-150 mm)	1 1/2"-5" (38 mm-125 mm)	1 1/2"-6" (38 mm-150 mm)	4"-8" (100 mm-200 mm)	25 lbs. (11.5 kg)

38 Replacement Adjustment Screw Assembly



Close-up view of "captured screw"

490 AND 491 RATCHET PIPE CUTTER



Wheeler #	Service (Std) WT Soil Pipe	XH Soil Pipe	No-Hub®	Tile / Clay	Shipping Weight
490-6	1 1/2"-6" (38 mm-150 mm)	1 1/2"-5" (38 mm-125 mm)	1 1/2"-6" (38 mm-150 mm)	4"-6" (100 mm-150 mm)	18 lbs. (8.5 kg)
490-8	1 1/2"-6" (38 mm-150 mm)	1 1/2"-5" (38 mm-125 mm)	1 1/2"-8" (38 mm-200 mm)	4"-8" (100 mm-200 mm)	19 lbs. (8.6 kg)
490-10	1 1/2"-6" (38 mm-150 mm)	1 1/2"-5" (38 mm-125 mm)	1 1/2"-8" (38 mm-200 mm)	4"-10" (100 mm-250 mm)	20 lbs. (9.5 kg)
490-12	1 1/2"-6" (38 mm-150 mm)	1 1/2"-5" (38 mm-125 mm)	1 1/2"-8" (38 mm-200 mm)	4"-12" (100 mm-300 mm)	22 lbs. (10 kg)
490-15	1 1/2"-6" (38 mm-150 mm)	1 1/2"-5" (38 mm-125 mm)	1 1/2"-8" (38 mm-200 mm)	4"-15" (100 mm-375 mm)	23 lbs. (10.5 kg)
491-6	1 1/2"-6" (38 mm-150 mm)	1 1/2"-5" (38 mm-125 mm)	1 1/2"-6" (38 mm-150 mm)	4"-6" (100 mm-150 mm)	18 lbs. (8.5 kg)
491-8	1 1/2"-6" (38 mm-150 mm)	1 1/2"-5" (38 mm-125 mm)	1 1/2"-8" (38 mm-200 mm)	4"-8" (100 mm-200 mm)	19 lbs. (9 kg)

6519 1/2" Square Male/Female Drive Ratchet.....2 lbs. (0.9 kg)
 700669 Replacement Drive Screw Assembly
 275556 Replacement Pin for 700669

3990 XH RATCHET PIPE CUTTER



Wheeler #	Service (Std) WT Soil Pipe	XH Soil Pipe	Tile / Clay	Cast Iron Water Class 22	Shipping Weight
3990-6	2"-6" (50 mm-150 mm)	2"-6" (50 mm-150 mm)	2"-6" (50 mm-150 mm)	2"-6" (50 mm-150 mm)	21 lbs. (9.5 kg)
3990-8	2"-8" (50 mm-200 mm)	2"-8" (50 mm-200 mm)	4"-8" (100 mm-200 mm)	2"-6" (50 mm-150 mm)	23 lbs. (10.5 kg)

6520 1/2" Square Female Drive Ratchet – U.S.A. Made 2 lbs. (0.9 kg)
 700919 Replacement Drive Screw Assembly

WHEELER-REX HYDRAULIC PIPE CUTTERS

WHEELER-REX Hydraulic Cutters are the solution to cutting larger diameter Cast Iron, Tile and Concrete Pipe. Like the hand operated "snap" cutters, hydraulic cutters are not rotated around pipe. Their remotely operated hydraulic pumps provide the required power. A 2"-3" minimum clearance is all that is needed to wrap cutter chain around pipe. They come complete with pump, hose and case.



2990 HYDRAULIC PIPE CUTTER



Wheeler #	Service (Std) WT Soil Pipe	XH Soil Pipe	Tile / Clay	Cast Iron Water Class 22	Cast Iron Water Class 26	Shipping Weight
2990-6	2"-6" (50 mm-150 mm)	2"-6" (50 mm-150 mm)	2"-6" (50 mm-150 mm)	2"-6" (50 mm-150 mm)	NA	85 lbs. (39 kg)
2990-8	2"-8" (50 mm-200 mm)	2"-8" (50 mm-200 mm)	2"-8" (50 mm-200 mm)	2"-6" (50 mm-150 mm)	NA	87 lbs. (40 kg)
2990-10	2"-10" (50 mm-250 mm)	2"-8" (50 mm-200 mm)	2"-10" (50 mm-250 mm)	2"-6" (50 mm-150 mm)	NA	89 lbs. (41 kg)
2990-12	2"-10" (50 mm-250 mm)	2"-8" (50 mm-200 mm)	2"-12" (50 mm-300 mm)	2"-6" (50 mm-150 mm)	NA	92 lbs. (42 kg)
2990-15	2"-10" (50 mm-250 mm)	2"-8" (50 mm-200 mm)	2"-15" (50 mm-375 mm)	2"-6" (50 mm-150 mm)	NA	94 lbs. (43 kg)

1630 Replacement Hydraulic Pump 22 lbs. (48.5 kg)



3890 HYDRAULIC PIPE CUTTER



Wheeler #	Service (Std) WT Soil Pipe	XH Soil Pipe	Tile and Concrete	Cast Iron Water Class 22	Cast Iron Water Class 26	Shipping Weight
3890-12	4"-12" (100 mm-300 mm)	4"-12" (100 mm-300 mm)	4"-12" (100 mm-300 mm)	4"-12" (100 mm-300 mm)	4"-10" (100 mm-250 mm)	152 lbs. (69 kg)
3890-15	4"-15" (100 mm-375 mm)	4"-15" (100 mm-375 mm)	4"-15" (100 mm-375 mm)	4"-12" (100 mm-300 mm)	4"-10" (100 mm-250 mm)	163 lbs. (74 kg)
3890-18	4"-18" (100 mm-450 mm)	4"-18" (100 mm-450 mm)	4"-18" (100 mm-450 mm)	4"-12" (100 mm-300 mm)	4"-10" (100 mm-250 mm)	170 lbs. (77 kg)
3890-24	4"-18" (100 mm-450 mm)	4"-18" (100 mm-450 mm)	4"-24" (100 mm-600 mm)	4"-12" (100 mm-300 mm)	4"-10" (100 mm-250 mm)	178 lbs. (88 kg)

1830 Replacement Hydraulic Pump 22 lbs. (48.5 kg)



5590 HYDRAULIC PIPE CUTTER



Wheeler #	Service (Std) WT Soil Pipe	XH Soil Pipe	Tile and Concrete	Cast Iron Water Class 22	Cast Iron Water Class 26	Shipping Weight
5590-18	6"-18" (150 mm-450 mm)	6"-18" (150 mm-450 mm)	6"-18" (150 mm-450 mm)	6"-18" (150 mm-450 mm)	6"-18" (150 mm-450 mm)	200 lbs. (91 kg)
5590-20	6"-18" (150 mm-450 mm)	6"-18" (150 mm-450 mm)	6"-20" (150 mm-500 mm)	6"-20" (150 mm-500 mm)	6"-18" (150 mm-450 mm)	213 lbs. (97 kg)
5590-24	6"-18" (150 mm-450 mm)	6"-18" (150 mm-450 mm)	6"-24" (150 mm-600 mm)	6"-20" (150 mm-500 mm)	6"-18" (150 mm-450 mm)	230 lbs. (105 kg)
5590-36	6"-18" (150 mm-450 mm)	6"-18" (150 mm-450 mm)	6"-36" (150 mm-900 mm)	6"-20" (150 mm-500 mm)	6"-18" (150 mm-450 mm)	269 lbs. (122 kg)

1930 Replacement Hydraulic Pump 22 lbs. (48.5 kg)



HYDRAULIC PUMP FLUID

(WHEELER-REX Hydraulic Cutter guarantees valid only when Hydroyl fluid is used.)

3801 1 Qt. 2.5 lbs. (1 kg)

3804 1 Gal. 8 lbs. (4 kg)

Gallons are available in cases of six.

PIPE CUTTER CHAINS

490 RATCHET, 590 MANUAL & 1790 JR. HYDRAULIC

Part No.		Length	No. of pins	Weight
522	Chain for 6" Pipe	26 1/4"	21	5 lbs. (2.3 kg)
532	Chain for 6" Pipe with rollers for No-Hub®	26 1/4"	21	5 lbs. (2.3 kg)
528	Chain for 8" Pipe	36"	29	6.5 lbs. (2.9 kg)
533	Chain for 8" Pipe with rollers for No-Hub®	36"	29	6.5 lbs. (2.9 kg)
5210	Chain for 10" Pipe	43 3/4"	35	8 lbs. (3.6 kg)
5212	Chain for 12" Pipe	51"	41	10 lbs. (4.5 kg)
5215	Chain for 15" Pipe	58 1/2"	47	11 lbs. (5 kg)
FOR CONVERTING YOUR PRESENT CHAIN TO CUT LARGER SIZES				
5256	6" to 8", 8" to 10", 10" to 12", 12" to 15"	10"	8	2 lbs. (0.9 kg)
5258	6" to 10", 8" to 12", 10" to 15"	17 1/2"	14	3.5 lbs. (1.6 kg)
52510	6" to 12", 8" to 15"	25"	20	8 lbs. (3.6 kg)
52512	6" to 15"	32 1/2"	26	6 lbs. (2.7 kg)
519	Kit to convert 590 Cutter to 591 No-Hub® Cutter or 490 Cutter to 491 No-Hub® Cutter			

3990 RATCHET PIPE CUTTER

Part No.		Length	No. of Pins	Weight
700987	Chain for 6" Pipe	26"	21	7 lbs. (3 kg)
701077	Chain for 8" Pipe	36"	29	8.5 lbs. (3.8 kg)

2990 HYDRAULIC CUTTER

Part No.		Length	No. of pins	Weight
1926	Chain for 6" Pipe	26 1/4"	21	7 lbs. (3 kg)
1924	Chain for 8" Pipe (replaces 2924)	36 1/4"	29	10 lbs. (4.5 kg)
192410	Chain for 10" Pipe (replaces 292410)	46 1/4"	37	12 lbs. (5.5 kg)
192412	Chain for 12" Pipe (replaces 292412)	53 1/4"	43	14 lbs. (6.5 kg)
192415	Chain for 15" Pipe (replaces 292415)	61 1/4"	49	16 lbs. (7 kg)
FOR CONVERTING YOUR PRESENT CHAIN TO CUT LARGER SIZES (Note – Old and new style chain extensions NOT interchangeable)				
19010	8" Cutter to 10"	10"	8	2.5 lbs. (1 kg)
19012	8" Cutter to 12"	17 1/2"	14	4.5 lbs. (2 kg)
19015	8" Cutter to 15"	25"	20	6.5 lbs (2.9 kg)
2905	Adjusting link for 2990 Chain			

3890 HEAVY DUTY HYDRAULIC CUTTER

Part No.		Length	No. of pins	Weight
3824	Chain for 12" Pipe	50 3/4"	29	25 lbs. (11 kg)
382415	Chain for 15" Pipe	63"	37	32 lbs. (14.5 kg)
382418	Chain for 18" Pipe	76 1/2"	43	37 lbs. (16.8 kg)
382424	Chain for 24" Pipe	97 1/2"	55	47 lbs. (21.4kg)
FOR CONVERTING YOUR PRESENT CHAIN TO CUT LARGER SIZES				
382515	12" Cutter to 15"	14"	8	7 lbs. (3 kg)
382518	12" Cutter to 18"	24 1/2"	14	11 lbs. (5 kg)
382520	12" Cutter to 20"	35"	20	11 lbs. (5 kg)
382524	12" Cutter to 24"	46 1/2"	26	22 lbs. (10 kg)

5590 SUPER HYDRAULIC CUTTER

Part No.		Length	No. of pins	Weight
5524	Chain for 18" Pipe	72 1/2"	29	71 lbs. (32 kg)
552420	Chain for 20" Pipe	82 1/2"	33	83 lbs. (37.8 kg)
552424	Chain for 24" Pipe	97"	39	98 lbs. (44.5 kg)
552436	Chain for 36" Pipe	142"	57	142 lbs. (64.5 kg)
FOR CONVERTING YOUR PRESENT CHAIN TO CUT LARGER SIZES				
552520	18" Cutter to 20"	10"	4	10 lbs. (4.5 kg)
552524	18" Cutter to 24"	25"	10	25 lbs. (11.4 kg)
552536	18" Cutter to 36"	70"	28	64 lbs. (29.1 kg)

NOTE: Hydraulic cutter chain parts: individual pins, links and wheels are only available with factory installation. Hydraulic cutter chain extensions are available only through authorized service stations unless installed by the factory.



INTERNAL CAST IRON PIPE CUTTERS (CAPITOL STYLE CUTTER)

Cuts Cast Iron from the inside out!!

Designed to eliminate the difficulty plumbers have in setting toilet bowls, urinals and similar fixtures due to the shortness of the closet horn. Make cuts where nothing else can!

32900	3" Cast Iron	10 lbs. (4.5 kg)
42900	4" Cast Iron	10.5 lbs. (4.7 kg)

Replacement Cutter Wheels:

700201	Cutter Wheel for CI for 32900/42900
276097	Cutter Wheel Pin



STEEL PIPE CUTTERS

Two models designed for fast, easy cutting of steel pipes. Both models come with an extra long shank which protects adjustment threads and an extra large handle for quick, easy adjustment.

2690	For 1/8"-2" Steel Pipe (3.17 mm-50.8 mm)	6 lbs. (2.8 kg)
8001	Cutter Wheel for Steel	
8082	Cutter Wheel for Stainless Steel	
4694	For 2 1/2"-4" Steel Pipe (63.5 mm-101.6 mm)	12.35 lbs. (5.6 kg)
8004	Replacement Cutter Wheel for 4690	
8005	Replacement Cutter Wheel for 4694	



HINGED PIPE CUTTERS

Four-wheel cutter, featuring a unique guide bar design that ensures both smooth operation and accurate precise pipe cutting. Needs only 90° to 110° handle swing, and only 4 inch clearance. Universal cutter wheels are ideal for cutting most metals and are interchangeable with many other makes of hinged pipe cutters.

5090	1/2"-2" pipe capacity (12.7 mm-50.8 mm)	6 lbs. (2.7 kg)
95240	2"-4" pipe capacity (50.8 mm-101.6 mm)	18 lbs. (8.2 kg)
95460	4"-6" pipe capacity (101.6 mm-152.4 mm)	21 lbs. (9.5 kg)
95680	6"-8" pipe capacity (152.4 mm-203.2 mm)	27 lbs. (12 kg)

Replacement Cutter Wheels:

8039	for 5090 for steel
8050	for 95041, 95240 for steel
8052	for 95061, 95460 for steel
8054	for 95081, 95680, 95121 for steel
8051	for 95041, 95240 for CI/DI
8053	for 95061, 95081, 95460, 95680, 95121 for CI/DI
8076	for 95061, 95081, 95460, 95680, 95121 / universal wheel



PIPEMASTER

General Information:

Unit consists of a cutting head with internal gears which operate the drive wheels and blade shaft. Cutting blades (except for No. 4616) must be cooled with water during cutting and are fully enclosed for safety. The cutter is held onto the pipe by a wide roller chain which is tensioned with a threaded take-up mechanism. A chart is included which tells the operator how much chain is required for various sizes of pipe. PipeMaster comes standard with cutting head, roller chain, wedges and water supply tank in a wood case. Blades are chosen based on pipe material and are not included with the basic machine. Maximum wall thickness for cutting is 1". The unit has a hydraulic motor which requires an external hydraulic power source. See our *Model 6500 Power Pak* and *701185 Bypass Valve* on the next page.

5624 PipeMaster 6" to 24" (150–600 mm)104 lbs. (47 kg)

PipeMaster Features:

- Maximum hydraulic requirements 6 gpm/1500 psi
- Gearbox: Worm Drive with 80–90W gear oil required
- Cutting speed: 3" (150 mm) of surface travel per minute
1" (25 mm) of diameter per minute
- Cutting Clearance: Radial 8" (200 mm); Axial 16" (400 mm)
- Blade Speed: 1200 RPM
- Construction: Aluminum gearbox, side plated steel; bronze gears, steel roller chain, drive wheels are aluminum with urethane covering

PIPEMASTER ACCESSORIES

700821 20' Hydraulic Hose Assembly complete with male/female FF quick disconnects
276288 Flat Face Male Quick Disconnect
276289 Flat Face Female Quick Disconnect

Standard equipment (comes with 5624):

700970 Two Drive Wheels for 6" pipe *These drive wheels are required to cut 6" pipes
276693 Water Supply Tank, 4 gallon
4685 Set of 6 steel wedges
4686 Roller Chain, one link section

Number of Chain Links Required:

Pipe Diameter	24" (600 mm)
Number of Links	34 pieces





6500 HYDRAULIC POWER PAK221 lbs. (100.5 kg)

Features:

- Maximum hydraulic information: 6 gpm/1500 psi
- Adjustable pressure-relief valve
- Complete with 6.5 hp. Honda engine, on two-wheeled cart with pneumatic tires and cage
- Comes with two 700821 – 20' Hydraulic Hose Assemblies complete with male/female FF quick disconnects
- Can be used to power other hydraulic tools



701185 BYPASS VALVE KIT

Bypass Valve 6 gpm/1500 psi13 lbs. (5.9 kg)

Bypass Valve Kit is designed to be used with your truck, skid loader, backhoe or tractor's hydraulic system for use with the WHEELER-REX PipeMaster. The 701185 will adapt your current hydraulic system to the specs required to operate the PipeMaster (maximum 6 gpm/1500 psi). Weight is only 10 pounds and it is easy to connect. The PipeMaster's hydraulic lines will directly attach to the quick disconnects for both input and output points on the Bypass Valve. Hydraulic lines are required and are not included with the 701185 and are available as an additional accessory.*

*700821 20' Hydraulic Hose Assembly complete with male/female FF quick disconnects

Features:

- Maximum input from alternative hydraulic power source: 0–30 gpm/0–3000 psi
- Maximum output from Bypass valve: 0–6 gpm/0–1500 psi



Blade No. 4706
6" Carbide-tipped
Blade for Steel Pipe



Blade No. 4606
6" Diamond Blade for
CI/DI Pipe



Blade No. 4616
6" Economy Diamond
Blade for DI Pipe

PIPEMASTER BLADES

Three blades for Cast Iron, Ductile Iron and Steel Pipes. Available with diamond or carbide tipped. These blades will fit the WHEELER-REX PipeMaster as well as Universal and Utility Cutters from Reed Manufacturing, Keel and WACHS.

4706 6" Carbide Tipped Blade for steel pipes

4606 6" Diamond Blade for cast iron, ductile iron and clay pipes

4616 6" Economy Diamond Blade for ductile iron pipes. Cut dry or wet. Low price and excellent performance make this blade the best value on the market!

PLASTIC PIPE & COPPER TUBE TOOLS

GLASS TUBE CUTTERS

For cutting glass tube and pipe as well as other brittle tubular materials. These tools are based on the original Wheeler "Squeeze and Pop" principle employing cutter wheels in the chain.



69012

For 1/4" thru 3/4" (6-18 mm) O.D. gauge glass, laboratory glass, and porcelain tube. Small enough to carry in your pocket and almost as simple to use as a pair of pliers. Just wrap the chain around the tube, and hook the nearest chain pin in the jaw. Then a quick twist of the wrist, a slight squeeze of the handles, and pop!

Weight 1 lb. (0.45 kg)



79014

For 1/4" thru 1" (6-25 mm) O.D. gauge glass, laboratory glass, and porcelain tube. Small enough to carry in your pocket and almost as simple to use as a pair of pliers. Just wrap the chain around the tube and insert it through the jaw. Then a quick twist of the wrist, a slight squeeze on the handles, and pop!

Weight 1 lb. (0.45 kg)



79022

For 1/4" thru 1 1/2" (6-37 mm) O.D. gauge glass, laboratory glass, and porcelain tube. Similar to the model 79014 except with a longer chain. Small enough to carry in your pocket and simple to use. Just wrap the chain around the tube and insert it through the jaw. Then a quick twist of the wrist, a slight squeeze on the handles, and pop!

Weight 1 lb. (0.45 kg)



REPLACEMENT GLASS CUTTER CHAIN

Part	Description	Length	No. of Pins
690012	Complete Chain for 69012 Glass Cutter	3" (75 mm)	12
7914	Complete Chain for 79014 Glass Cutter	5 1/2" (137 mm)	14
7922	Complete Chain for 79022 Glass Cutter	8" (200 mm)	22

PROFESSIONAL SNIPPERS

WHEELER-REX Professional Snippers have been proven with years of professional use to be the snippers to have in your tool box. Durable and of high quality, with strong construction and long blade life, they are a must!



5190 SNIPPER

For $\frac{1}{8}$ " to $1\frac{1}{4}$ " (3–31 mm) O.D. soft plastic tubing and hose.

Weight 0.7 lb. (0.3 kg)

5200 Replacement Blade

Blades are reversible for double life. Handles are die-cast aluminum — NOT plastic.



5191 WITH COATED BLADE

For $\frac{1}{8}$ " to $1\frac{1}{4}$ " (3–31 mm) O.D. soft plastic tubing and hose, and $\frac{1}{2}$ " and $\frac{3}{4}$ " (12–19 mm) 160 lb. and 200 lb. PVC.

Weight 0.7 lb. (0.3 kg)

5299 Replacement Blade

Blades are reversible for double life. Handles are die-cast aluminum — NOT plastic.



5291 RATCHET ACTION

For $\frac{1}{8}$ " to $1\frac{5}{8}$ " (3–42 mm) O.D. Schedule 40 Materials: PVC, ABS, vinyl, poly pipe and tubing. Ratchet style.

Weight 1 lb. (0.5 kg)

5300 Replacement Blade



7291 RATCHET ACTION

For $\frac{1}{8}$ " to $2\frac{7}{16}$ " (3–63 mm) O.D. Schedule 40 Materials: Polyethylene, Polybutylene, Polypropylene, vinyl, PVC, and ABS pipe and tubing. Ratchet style. One hand operation.

Weight 1.25 lbs. (0.56 kg)

7324 Replacement Blade

ECONOMY SNIPPERS

Need a snipper, but only for the occasional job? WHEELER-REX has an economical way for you to do just that and not spend a lot of money!



4190 MICRO SNIPPER

For 1/4" to 3/8" (6–9 mm) O.D. soft plastic tubing and hose.

Weight 0.15 lb. (0.07 kg)

Great for PVC supply lines!



5195 ECONOMY SNIPPER

For 1/8" to 1 1/4" (3–31 mm) O.D. soft plastic tubing and hose.

Weight 0.7 lb. (0.3 kg)

5196 Replacement Blade




5295 ECONOMY RATCHET ACTION

For 1/8" to 1 5/8" O.D. (3–41 mm) Schedule 40 Materials: PVC, ABS, vinyl, poly pipe and tubing. Easy to use, anti-rust, anti-wear construction with a heat treated blade.

Weight 1 lb. (0.45 kg)

5296 Replacement Blade





PVC AND ABS CABLE SAW

Cut PVC and ABS in tight places where other methods will not work. Simply slip the cable saw around the pipe and see-saw to quickly make a cut. Available in two lengths.

626	26" Cable Saw	0.05 lb.
636	36" Cable Saw	0.05 lb.



9015 HAND OPERATED PLASTIC PIPE BEVELER

The Universal Plastic Pipe Beveler makes a 15° bevel on SDR35 and Sch 40 thermoplastic pipe through 12" (300 mm) capacity. It is lightweight and easy to adjust to different wall thicknesses for beveling and deburring. **Wide saddle won't twist and dig into the pipe like others.**

Capacity: 1½" through 12" (38–300 mm) Diameter

Weight	5 lbs. (2.3 kg)
220083	Replacement Bevel Blade	



POWER OPERATED PLASTIC PIPE BEVELER

The power bevelers are designed for a wide variety of situations including high production applications. Our advanced HSS cutter design makes a smooth 15° bevel, which is adjustable for length and depth. Tools are easy to use and drastically reduces beveling time, especially on large pipe sizes or when doing production beveling.

9000	Capacity: 4" (100 mm) and up. 115V, 1¾ hp., 11.0 amp motor, 24,500 RPM.....	15 lbs. (6.8 kg)
9001	Model 9000 with Carbide Bit.....	15 lbs. (6.8 kg)
220220	Beveler Unit less router (Includes 220234)	
220234	Replacement HSS 15° Router Bit Assembly with ¾" Shank and ½" Collet	
220041	Replacement Carbide 15° Router Bit Assembly with ¾" Shank and ½" Collet	





FITTING SAVER

Quickly and easily removes pipe from solvent welded fittings. Fits $\frac{3}{8}$ " drill chuck. Saves time and money over replacing whole assemblies. Perfect for plumbing, irrigation and sprinkler contractors.

For Schedule 40

19050	$\frac{1}{2}$ " IPS Fitting Saver.....	0.45 lb.
19075	$\frac{3}{4}$ " IPS Fitting Saver.....	0.5 lb.
19100	1" IPS Fitting Saver.....	0.6 lb.
19020	Sch 40 Fitting Saver Kit (contains 19050, 19075, 19100 Fitting Savers in case).....	1.8 lbs.

For Schedule 80

19051	$\frac{1}{2}$ " IPS Fitting Saver.....	0.45 lb.
19076	$\frac{3}{4}$ " IPS Fitting Saver.....	0.5 lb.
19101	1" IPS Fitting Saver.....	0.6 lb.
19025	Sch 80 Fitting Saver Kit (contains 19051, 19076, 19101 Fitting Savers in case).....	1.8 lbs.

19030	$\frac{1}{2}$ " CTS Fitting Saver.....	0.45 lb.
19035	$\frac{3}{4}$ " CTS Fitting Saver.....	0.45 lb.
277228	Carbide Cutting Insert	
277227	Screw for Insert	

BEFORE



Insert tool
into broken or
cut pipe



Begin
cutting
pipe



Continue until
proper depth
is obtained



AFTER

PIPE HOG® PVC / ABS FITTING REAMER

Quickly and accurately bores out solvent welded fittings to make repairs. Fits $\frac{1}{2}$ " drill chuck. Saves time and material. Pays for itself in one use.

For Schedule 40

16010	Pipe Hog Kit with extension shaft for Schedule 40	6 lbs.
16150	1 $\frac{1}{2}$ " Pipe Hog for Schedule 40	0.73 lb.
16200	2" Pipe Hog for Schedule 40	0.9 lb.
16300	3" Pipe Hog for Schedule 40	1.2 lbs.
16400	4" Pipe Hog for Schedule 40	1.8 lbs.

For Schedule 80

16018	Pipe Hog Kit with extension shaft for Schedule 80	6 lbs.
16158	1 $\frac{1}{2}$ " Pipe Hog for Schedule 80	0.73 lb.
16208	2" Pipe Hog for Schedule 80	0.9 lb.
16308	3" Pipe Hog for Schedule 80	1.2 lbs.
16408	4" Pipe Hog for Schedule 80	1.8 lbs.

Accessories:

16050	12" Extension Shaft
16055	$\frac{1}{2}$ " Square Carbide Insert
700588	Schedule 80 Guide for 1 $\frac{1}{2}$ " pipe hog
700589	Schedule 80 Guide for 2" pipe hog
700590	Schedule 80 Guide for 3" pipe hog
700591	Schedule 80 Guide for 4" pipe hog

Pat. No. 3,752,593





INTERNAL PLASTIC PIPE CUTTERS

Make accurate, square cuts at floor level or in other blind locations. Cutters are easily preset for depth of cut and make their cuts in seconds. Recommended user supplied power source: 1/2" capacity, 350–450 RPM drill, rated at 4.6 to 6 amps.

For PVC and ABS plastic pipe. For individual pipe sizes from 1 1/2" to 6" Diameter.

1590	For 1 1/2" Schedule 40 pipe and DWV.	Weight.....	1 lb.
2290	For 2" Schedule 40 pipe and DWV.	Weight.....	1.5 lbs.
2492	For 2" Schedule 80 pipe and DWV.	Weight.....	1.4 lbs.
3290	For 3" Schedule 40 pipe and DWV.	Weight.....	1.9 lbs.
3490	For 3" Schedule 80 pipe and DWV.	Weight.....	1.85 lbs.
4290	For 4" Schedule 40 pipe and DWV.	Weight.....	2.6 lbs.
4490	For 4" Schedule 80 pipe and DWV.	Weight.....	2.45 lbs.
6000	For 6" Schedule 40 pipe and DWV.	Weight.....	4.2 lbs.
6154	Kit for 1 1/2", 2", 3", 4"	Weight.....	12 lbs.
6156	Kit for 1 1/2", 2", 3", 4", 6"	Weight.....	14 lbs.

Replacement Blades:

1293	Replacement Blade for Models 1590, 2290 and 2492
3293	Replacement Blade for Models 3290 and 3490
4293	Replacement Blade for Models 4290, 4490 and 6000
700777	6' Drive Shaft for 1 1/2" – 2" models
700778	6' Drive Shaft for 3", 4" and 6" models

Replacement Blades:

Model	Adjustable Cutting Depth Range
1590 & 2290	1 5/8" – 8 1/4"
3290 & 3490	1 5/8" – 8 1/4"
4290 & 4490	1 5/8" – 11 5/8"
6000	2 3/8" – 12 3/4"



POLY PIPE CHAMFERING TOOL / DEPTH GAUGE

Lightly bevels the end of polyethylene pipe prior to socket fusion. The tool is sized to allow marking for the proper end distance for the cold ring per ASTM F1056.

10050	1/2" CTS	0.35 lb.
10075	3/4" CTS	0.40 lb.
10100	1" CTS.....	0.45 lb.
10125	1 1/4" CTS.....	0.50 lb.
10150	1 1/2" CTS.....	0.60 lb.
10200	2" CTS.....	0.85 lb.
30050	1/2" IPS	0.40 lb.
30075	3/4" IPS	0.50 lb.
30100	1" IPS.....	0.45 lb.
30125	1 1/4" IPS.....	0.60 lb.
30150	1 1/2" IPS.....	0.55 lb.
30200	2" IPS.....	0.70 lb.
700155	Replacement Blade for All Models	



GUILLOTINE PIPE CUTTERS

892

Designed to cut water/sewer plastic pipe up to 4.0" (125 mm) O.D. Comes standard with removable T-Handle design, which can be removed to expose a 1" Hex nut. Wide saddle side-swing opening design simplifies positioning at any point on pipe. This nut can also be driven with a ratchet and 1" socket.

Weight.....18 lbs. (8 kg)

701149 Replacement V-Shaped Blade PTFE Coated

700692 Replacement Straight Blade PTFE Coated

6515 Ratchet

506032 Socket



1697

Designed to cut thin-walled water/sewer plastic pipe up to 8.0" (225 mm) O.D. Comes standard with removable T-Handle design, which can be removed to expose a 1" Hex nut. This nut can also be driven with a ratchet and 1" socket.

Weight.....46 lbs. (18 kg)

701358 Stainless Steel V-Blade

6515 Ratchet

506032 Socket

1698

Designed to cut thin-walled water/sewer, NDPE and HDPE plastic pipe up to 8.0" (225 mm) O.D. Comes standard with removable T-Handle design, which can be removed to expose a 1" Hex nut. This nut can also be driven with a ratchet and 1" socket.

Weight.....46 lbs. (18 kg)

701567 Low-profile Pointed Blade

1894

A unique approach to cutting large diameter water/sewer plastic pipes. Can be used with a low speed power drive (300–500 RPM maximum), that delivers power to the blade through a right angle worm drive. Power cutting at 300 RPM is a fast 1 minute per inch of pipe diameter and gives better cuts and longer blade life due to reduced flexing. Maximum cutting capacity of 13.2" (335 mm) O.D.

Power source is not included.

Weight95 lbs. (43 kg)

701454 Stainless Steel V-Blade

1897

A unique approach to cutting large diameter water/sewer plastic pipes. Comes standard with removable T-Handle design, which can be removed to expose a 1" Hex nut. This nut can also be driven with a ratchet and 1" socket. Maximum cutting capacity of 13.2" (335 mm) O.D.

Weight.....102 lbs. (46.2 kg)

701454 Stainless Steel V-Blade

6515 Ratchet

506032 Socket

Guillotine Style Pipe Cutter Features:

- HDPE/MDPE with low-profile pointed blade * Thin-walled plastic pipe with v-shaped blade
- Coated steel cutter blade creates outstanding ease of cutting and corrosion protection
- Wide saddle side-swing opening design simplifies positioning at any point on pipe
- Wide saddle base provides sturdy, positive pipe support
- Stainless steel fasteners and hardware
- Structural members produced from aircraft-grade aluminum
- Dry-lube coated drive screw

Ratchet
(optional)



Power Driven
(1894 only)



T-Handle
(standard with 892,
1697, 1897 & 1698)



CRIMPING TOOLS

WHEELER-REX introduces a line of crimping tools specifically designed to help install better connections on PEX potable water or radiant heating systems. The full circle crimp eliminates the unsightly appearance of tool marks and distortion of crimped rings.

89202 1/2" PEX RING CRIMPER

A PEX Ring Crimper for 1/2". Crimps conform to ASTM specifications and is supplied with a go/no-go gauge. Complete with a soft, comfortable grip. OAL 12"

Weight4 lbs. (1.8 kg)



89203 3/4" PEX RING CRIMPER

A PEX Ring Crimper for 3/4". Crimps conform to ASTM specifications and is supplied with a go/no-go gauge. Complete with a soft, comfortable grip. OAL 12"

Weight4 lbs. (1.8 kg)



89204 1" PEX RING CRIMPER

A PEX Ring Crimper for 1". Crimps conform to ASTM specifications and is supplied with a go/ no-go gauge. Complete with a soft, comfortable grip and long handles for extra leverage. OAL 19"

Weight6 lbs. (2.7 kg)



89206 1/2" AND 3/4" PEX COMBO CRIMPER

A Combination Pex Ring Crimper for 1/2" and 3/4". Crimps conform to ASTM specifications and is supplied with a go / no-go gauge. Complete with a soft, comfortable grip and long handles for extra leverage. OAL 16"

Weight5.4 lbs. (2.5 kg)



STAINLESS CLAMP PINCHER RATCHET TOOL

The PEX Stainless Clamp Pincher Ratchet Tool with a full cycle mechanism assures consistent water tight crimps, eliminating the need for a crimp gauge. Made from heat treated steel for strength and durability. Its compact design and lightweight frame allow this tool to be extremely versatile when used in confined areas.

Our PEX Stainless Clamp Pincher ratchet tool can be used for 3/8", 1/2", 3/4" and 1". Crimps conform to ASTM F2098 specifications. OAL 11"

89250 Stainless Clamp Pincher, weight..... 2 lb. (0.9 kg)



PEX RING REMOVER

This unique tool is designed for fitting recovery without damaging the fittings. The high mechanical advantage makes shearing of rings much easier and faster than sawing off a crimped ring. Just two cuts on the ring allow the user to reclaim the fitting. Saves time and money!

89210 1/2"-1" Ring Remover, weight 1.2 lbs. (0.54 kg)

892100 Replacement Cutting Blade





CLOSE QUARTERS CRIMP TOOLS

A unique tool designed for 1/2" and 3/4" pipe sizes. These tools provide a toggle action, which helps to assure a complete crimp cycle. Lightweight with a comfort fit handle, its high mechanical action allows one hand crimping to ASTM specifications. OAL 12"

89215	1/2" Close Quarters Crimp Tool	3.2 lbs. (1.45 kg)
89216	3/4" Close Quarters Crimp Tool	3.2 lbs. (1.45 kg)



89217 CLAMP CRIMPER

The Close Quarters Tool crimps rings to ASTM F-1087 on 3/8", 1/2", 3/4", and 1" pipe. A wrench is used to torque the bolts down until the gap is eliminated. Convenient 1" and 3/4" on one side, flip over and 1/2" and 3/8" on the reverse. Complete with a gauge to assure crimps are to specifications. OAL 3 1/2"

Weight..... 1.5 lbs. (0.68 kg)



RETRACTABLE UTILITY KNIFE

Featuring a curved, comfort design, internal blade storage, interlock system and toolless blade changing.

5741	Retractable Utility Knife	Weight 0.4 lb. (0.2 kg)
5761	5 Pack of Replacement Blades	



SELF-RETRACTING UTILITY KNIFE

Featuring a curved, comfort design, internal blade storage, interlock system and toolless blade changing.

5751	Retractable Utility Knife	Weight 0.4 lb. (0.2 kg)
5761	5 Pack of Replacement Blades	



MINI TUBING CUTTERS

For accurate cutting of copper, brass and aluminum tubing.

90721	For 1/8" to 1" (3–25 mm) O.D.....	0.3 lb. (0.15 kg)
90727	For 1/8" to 1 1/8" (3–30 mm) O.D.	0.5 lb. (0.22 kg)
8069	Replacement Cutter Wheel	



TELESCOPIC TUBING CUTTER

For accurate cutting of copper, brass and aluminum tubing.

Telescopic cutter wheel feeding system keeps turning radius constant. Includes spare wheel. Swivel deburring tool retracts conveniently into the body.

90734	For 1/8" to 1 3/8" (3–35 mm) O.D.....	0.8 lb. (0.35 kg)
8069	Replacement Cutter Wheel	
80711	Replacement Deburring Blade	



TUBING CUTTER

Cuts copper, aluminum and thin wall material. Grooved roller allows for close to the flare cut. No tool required for fast wheel change. Ergonomic knob.

90710	For 1/8" to 1 1/8" (3–30 mm) O.D.....	0.8 lb. (0.35 kg)
8069	Replacement Cutter Wheel	



QUICK RELEASE TUBING CUTTER

Gives clean square cuts on copper, brass, aluminum tubing and thin walled conduit.

Changing the cutter wheel allows plastic pipe to be cut. Tool includes two cutter wheels and swivel deburring tool which is stored conveniently in the body of the cutter.

90747	For 1/4" to 3" (6–76 mm) O.D.....	2 lbs. (0.9 kg)
8069	Replacement Cutter Wheel	
8068	Replacement Cutter Wheel for Plastic	
80711	Replacement Deburring Blade	



QUICK RELEASE TUBING CUTTER

Gives clean, square cuts on plastic and non-ferrous metal pipe. Spring loaded cutter wheel feeding system allows slide-action size adjustment and quick release.

90748	For 2" to 5" (50–127 mm) O.D.	4 lbs. (1.65 kg)
8066	Replacement Cutter Wheel for plastic	
8067	Replacement Cutter Wheel for non-ferrous metals	
90749	For 4" to 6 5/8" (100–168 mm) O.D.	4 lbs. (1.8 kg)
8066	Replacement Cutter Wheel for plastic	
8067	Replacement Cutter Wheel for non-ferrous metals	



STAINLESS STEEL TUBING CUTTERS

Specially designed for cutting stainless steel. All three models have a steel feed screw system and use specially designed cutter wheels with needle bearings for durability and longevity. No tools are required to change the cutter wheel and wheel pin.

90724	1/8" to 1 1/8" (3–30 mm) O.D. Mini Tubing Cutter	0.5 lb. (0.22 kg)
90730	1/8" to 1 3/4" (3–44.5 mm) O.D. Tubing Cutter	0.9 lb. (0.41 kg)
90764	1/4" to 3" (6.35–76.2 mm) O.D. Tubing Cutter	2 lbs. (0.9 kg)
90799	Replacement Cutter Wheel	



450 COPPER TUBE CLEANER

Cleans inside and outside 1/2" and 3/4" copper tubing. Leaves copper surface polished and cleaned for optimum solder flow. Replaceable high carbon steel bristles extend tool life beyond that of disposable brushes.

Weight	1 lb. (0.5 kg)
452	Four Piece Replacement Brush Set	



4506 6-IN-1 COPPER TUBE CLEANER

Cleans inside and out plus deburrs the inside diameter of 1/2" and 3/4" tubing with hardened steel reamer/deburrer.


Weight	1 lb. (0.5 kg)
452	Four Piece Replacement Brush Set	



4992 CLOSE QUARTERS TUBING CUTTER

Designed for plumbing remodeling, commercial boiler and air conditioning jobs, where standard cutters simply don't have the room. Cuts thin-wall material like traps and tailpieces with no distortion. Featuring a small swing radius of 3 - $\frac{5}{8}$ " , it's perfect for under vanities, waste and overflows, and close to walls. Eliminates sawing which can loosen joints. Cutter comes with cutter wheel (No. 8038 for non-ferrous materials). Also available is cutter wheel (No. 8033 to cut plastic). For $\frac{1}{4}$ " to 2 $\frac{3}{8}$ " (6-59 mm) O.D. non-ferrous tube and plastic pipe and tube.

Weight	1.5 lbs. (0.7 kg)
8033	Replacement Cutter Wheel for Plastic	
8038	Replacement Cutter Wheel for Copper	



AUTO-C TUBING CUTTERS

With it's C-shape, these cutters are easy to grip and do not require any swing space. Just turn the cutter in the direction of the arrow and the cut will be complete in seconds. The spring loaded cutter wheel self-feeds with consistent pressure. Cuts type-K, L and M copper and CTS CPVC.

5690	Auto-C Cutter $\frac{1}{2}$ " (15.9 mm).....	0.5 lb. (0.23 kg)
5691	Auto-C Cutter $\frac{3}{4}$ " (22.2 mm).....	0.5 lb. (0.23 kg)
5692	Auto-C Cutter 1" (28.6 mm)	0.5 lb. (0.23 kg)
8046	Replacement Cutter Wheel	



RATCH CUT TUBE AND PIPE CUTTERS WITH METAL HANDLE

Uniquely designed for fast, accurate pipe cutting, especially in confined, nearly inaccessible locations. Suitable for use on mild or stainless steel, copper or thinwall PVC and CPVC tubing

3590	1/8" to 3/8" (3-9 mm)	0.5 lb.	(0.23 kg)
8040	Replacement Cutter Wheel		
3790	15/16" to 1 1/8" (8-27 mm)	1.5 lbs.	(0.68 kg)
8041	Replacement Cutter Wheel		
8044	Cutter Wheel for thin walled stainless steel		



INNER & OUTER REAMER

For fast, clean, inner and outer reaming and outer deburring/beveling of 3/8"-2" copper and stainless steel tubing. Made of hardened steel construction.

50100	Inner/Outer Reamer 3/8" - 2" (10 mm-54 mm)	1 lb.	(0.46 kg)
-------	--	-------	-----------



DEBURRING TOOL

Ideal for removing internal burrs in copper, plastic, aluminum and steel tubing. Features long lasting replaceable high speed steel blade.

926	Shaviv Professional Deburring Tool w/ Bi-directional Blade	0.15 lb.	(0.07 kg)
927	Shaviv 10 Pack E200 Bi-directional Blades	0.10 lb.	(0.05 kg)
928	Shaviv Professional OD Pipe Deburring Tool	0.20 lb.	(0.09 kg)
929	Shaviv Plumber Kit	0.65 lb.	(0.29 kg)
919	Economy 5 Pack of Deburring Tools	0.15 lb.	(0.06 kg)
921	Economy 10 Pack of Deburring Tools	0.60 lb.	(0.17 kg)
925	Economy 50 Pack of Deburring Tools	1.45 lbs.	(0.65 kg)
80711	Economy Replacement HSS Blade		



4700 HAMMERHEAD FLARING TOOL

Four interchangeable heads flare 3/4"-2" type-K copper pipe. The 6 lb. slide hammer is easier and safer than regular hammers and the pressure-relieving heads allow flaring with water in the line. Complete with custom carrying case.

Weight	18 lbs.	(8 kg)
--------	-------	---------	--------



Carrying case is included.

4900 REROUNDING TOOL KIT

WHEELER-REX Rerounding Tools quickly and easily reround soft type-K copper tubing for proper seal when using compression fittings. For safety, use only with brass hammers. For 3/4" through 2" copper pipe, compact, divided kit makes transport easy.

Weight	12 lbs.	(5.4 kg)
49075	3/4" Rerounding Tool*	1 lb.	(0.45 kg)
49100	1" Rerounding Tool*	1.6 lbs.	(0.7 kg)
49150	1 1/2" Rerounding Tool*	2.7 lbs.	(1.2 kg)
49200	2" Rerounding Tool*	5.5 lbs.	(2.5 kg)

* Included in 4900 Tool Kit



Carrying case is included.

REPLACEMENT CUTTER WHEELS

WHEELER-REX		RIDGID®		REED®	
METAL TUBING CUTTERS					
CUTTER WHEEL MODEL NO.	TUBING CUTTER MODEL NO.	CUTTER WHEEL MODEL NO.	TUBING CUTTER MODEL NO.	CUTTER WHEEL MODEL NO.	TUBING CUTTER MODEL NO.
8012	9290, 9291	E1240	10, 15, 20	OSS	TC1Q, TC1.6Q, TC2Q, T10, T15, T20
8015	9290, 9291	F158	10, 15, 20	0	TC1Q, TC1.6Q, TC2Q, T10, T15, T20
8021		E2191	30, 40, 106, 108, 109, 122, 133, 134, 136, 154, 156	30-40	TC3Q, TC4Q, TC5Q, TC6Q, TC8Q
8025	9490	E2558	30, 40, 106, 108, 109, 133, 134, 136, 154, 156	30-40	TC3Q, TC4Q, TC5Q, TC6Q, TC8Q
8034		E3469	101, 103, 104, 105, 117, 118, 131, 132, 150, 151, 152, 153, 205	345T	MC2
8038	4992, 4991, 4990				
8040	2590, 3590				
8041	3790				
8044 (SS)	3790				
8045	90722	E4546	105, 131, 132, 150 - 153, 205	R4546	MC2
8046	5690, 5691, 5692			SLRCW	TC50SL, TC75SL, TC1SL
8067	90748, 90749	E2558	30, 40, 106, 108, 109, 133, 134, 136, 154, 156	30-40	TC3Q, TC4Q, TC5Q, TC6Q, TC8Q
8069	90710, 90721, 90727, 90734, 90747	F158	10, 15, 20	0	TC1Q, TC1.6Q, TC2Q, T10, T15, T20
8071	90735, 90728, 90750			73505	TC14, TC166, MC3
90799 (SS)	90724, 90730, 90764				

PLASTIC TUBING CUTTERS					
8033	4992				
8066	90748, 90749		30P, 40P, 133P, 134P, 136P, 154P, 156P, 106, 109P	80P	TC6Q, TC8Q
8068	90747				
8073	90750			OP2	TC1Q, TC1.6Q, TC2Q, T10, T15, T20

PIPE CUTTERS					
8001	2690 (Steel)	F514, M-50, F3, F3S	1, 2, 42, 300, 50, 1A, 2A, 42A, 201, 202	2RBHD	2-1, 2-1Q, 2-4WG, 2-3, 2-3Q, 2-4
8003		E1032	300, 535, 1822-1, MACH	HX2, 1/2	
8004	4690 (Steel)	FS229S			
8006		F367	6S, 208, 209	R367	
8039	5090				
8082	2690 (SS)				
700201	32900, 42900				

HINGED CUTTERS					
8050	95041, 95240			HS4	H4
8051	95041, 95240			HS4	H4
8052	95061, 95460			HS6	H6
8053	95061, 95081, 95121, 95460, 95680			HI6	H6, H8, H12
8054	95081, 95121, 95680			HS8-12	H8, H12
8076	95061, 95081, 95121, 95460, 95680			H6PSE5	H6, H8, H12

THREADING MACHINES	
60322	WHEELER-REX MODELS 6990, 6991, 7991, 8991
60324	WHEELER-REX MODELS 7890, 6090, 7090, 8090, 6190, 6290, 6390, 6490, 6790
60390	CUTTER BLADE FOR 6794 & 6590
60310	HSS CUTTER WHEEL FOR 6790, 6793
60301	HSS CUT-OFF BLADE FOR 6794 & 6590

RIDGID IS A REGISTERED TRADEMARK OF THE RIDGE TOOL CO.
REED IS A REGISTERED TRADEMARK OF THE REED MFG. CO.



PORTABLE ROLL GROOVERS

For 1"-6" Schedule 5 to Schedule 40 steel. T-handle feed design minimizes operator fatigue. No separate ratchet required. SAFER – short lengths of pipe stay on rollers without operator assistance. All models are lightweight, compact and easily mounted. Carriage does not need to be removed for installation.

8400	2"– 6" Roll Groover with Base for 6090, 7090 & 8090	33 lbs.	(15 kg)
8401	2"– 6" Roll Groover with Base for Model 300.....	33 lbs.	(15 kg)
8402	2"– 6" Roll Groover with Base for Model 300 Compact	34 lbs.	(15.5 kg)
8403	2"– 6" Roll Groover with Base for 6790	35 lbs.	(15.9 kg)

Accessories:

84000	Base Only for Models 6090, 7090 & 8090 Machines
84001	Base Only for Model 300 Machines
84002	Base Only for Model 300 Compact Machines
84003	Base Only for Model 6790 Machines
700639	1" Roller & Shaft Set for Steel
700640	1 1/4"–1 1/2" Roller & Shaft Set for Steel



HYDRAULIC ROLL GROOVER

For use with a pipe threading machine. Makes grooves 1"–16" Schedule 10 and 1"–12" Schedule 40. Conveniently and easily attaches to your 2" or 4" pipe threading machine. The carriage, reamer or die heads do not need to be removed from the machine. A simple mounting bracket provides quick attachment to WHEELER-REX 6090, 7090, 8090 and 6790 Threading Machines as well as Model 300 Machines.

9700	Hydraulic Roll Groover with Base for WHEELER-REX 6090, 7090 & 8090	94 lbs.	(42.7 kg)
9701	Hydraulic Roll Groover with Base for WHEELER-REX 6790.....	94 lbs.	(42.7 kg)
9703	Hydraulic Roll Groover with Base for Model 300 Machines.....	94 lbs.	(42.7 kg)

Features:

- Compact, light weight, powerful and large capacity
- Built-in hydraulic cylinder
- Easy operation with guide roller to prevent the pipe from slipping and helps to eliminate vibration
- Unit comes standard with 2"– 6" Roller Set (341133) for Schedule 40
- Capacity: 1"–16" Schedule 10 Steel (341125 Spacer)
1"–12" Schedule 40 Steel Pipe

HYDRAULIC ROLL GROOVER ACCESSORIES

341560	Machine Mounting Kit for WHEELER-REX 6090, 7090 & 8090
341562	Machine Mounting Kit for WHEELER-REX 6790
341563	Machine Mounting Kit for Model 300 Machines
341118	Roller Set 1"– 1 1/2" Sch 5 and 10, Thin-Wall SS
341119	Roller Set 2"– 3" Sch 5 and 10, Thin-Wall SS
341120	Roller Set 4"– 6" Sch 5 and 10, Thin-Wall SS
606460	Roller Set 1"– 1 1/2" Sch 10-40
606520•	Roller Set 2"– 6" Sch 10-40
606459	Roller Set 8"– 12", 8" Sch 40 / 8"-12" Sch 10-30
341137	Roller Set 10"– 12" Sch 40
341138	Roller Set 14"– 16" Sch 10
341141	Shaft 1"– 1 1/2"
341124	Guide/Gauge for 8" to 12"
•	Included with basic machine.



9700 Hydraulic Roll Groover on Threader.



Support stand not included.


ORBITAL PIPE CUTTER

For 4"-12" (100-300 mm) steel and ductile iron pipe. The clamshell frame and modular design make this machine fast and easy to set up and operate. A single frame and gear plate make the orbital the most economical unit for its size range. Standard 115V electric power. Complete with all necessary accessories and packed in a storage case.

6412	Cut & Bevel, DI & CI pipe 4"-12" (100-300 mm)
8412	Cut & Bevel, steel pipe 4"-12" (100-300 mm)
5412	Cut & Groove, steel pipe 4"-12" (100-300 mm)
Weight 362 lbs. (165 kg)

Spares and Accessories:

220267	Cut-Off Blade, DI
220808	RH Cut-Off Blade, steel
220809	LH Cut-Off Blade, steel
220705	30° Steel Bevel Blade
220706	37 1/2° Steel Bevel Blade
220770	45° Steel Bevel Blade
220707	45° DI Bevel Blade
220855	Support Stand (not included with orbital as standard feature—purchased separately)





MANUAL RATCHET THREADER SETS

WHEELER-REX Drop Heads and Dies are ideal for in-place threading from 1/2" – 2" and are designed to fit Wheeler Ratchet Handle 43310 as well as the Ridge Tool Company Models 12R, OO-R, 111-R, O-R, 30A & 31A, 600 & 700 Power Drives, Reed Mfg. DHR12 Series Drop Heads and Berkley Tool BT40000 Series Drop Heads.

4200	Complete with Tool Box for 1/2"–2"	52 lbs.	(23.6 kg)
4202	Complete with Tool Box for 1/2"–1"	27 lbs.	(12 kg)
4207	Complete with Tool Box for 1/2"–1 1/4"	39 lbs.	(18 kg)
4211	Complete with Tool Box for 1"–2"	42 lbs.	(19 kg)
4213	Complete without Tool Box for 1/2"–2"	35 lbs.	(16 kg)
43310	Ratchet Handle.....	5.5 lbs.	(2.5 kg)
43300	Replacement Carrying Case.....	14 lbs.	(6 kg)



HAND OPERATED OILER

The WHEELER-REX hand operated oiler features a metal reservoir bucket, removable plastic scrap/chip tray and 56" hose with trigger nozzle. Includes one gallon of ThreadMaster Oil.

5900	Weight.....	19 lbs.	(8.6 kg)
59050	Replacement Hand Pump		



MINI POWER DRIVES

Lightweight and portable, the WHEELER-REX Mini Power Drive can thread up to 1 1/4" diameter pipe or conduit and 1" bolt or rod in just seconds. Accepts 12R style die heads. Requires only 1 3/4" clearance for working in trenches, overhead and in tight quarters and can tighten nuts, drive cable pullers, turn hoists and jacks, open and close valves. Mechanical high speed reverse speeds removal after threading.

640	Power Drive, 12R Adapter & Safety Vise with Case.....	38 lbs.	(17 kg)
-----	---	---------	---------

Accessories:

6402	12R Adapter for 640		
------	---------------------	--	--

Safety Vise:

80115	Absorbs torque from Power Drives to reduce fatigue and protect the operator	6 lbs.	(3 kg)
-------	---	--------	--------

12R STYLE DIES - NPT

Wheeler #	Ridge #	Nominal Pipe Size	Type Thread	Die Material
837825	37825	1/2"	NPT	Alloy
837830	37830	3/4"	NPT	Alloy
837835	37835	1"	NPT	Alloy
837840	37840	1 1/4"	NPT	Alloy
837845	37845	1 1/2"	NPT	Alloy
837850	37850	2"	NPT	Alloy

12R STYLE DROP HEAD WITH DIES - NPT

Wheeler #	Ridge #	Nominal Pipe Size	Type Thread	Die Material
837390	37390	1/2"	NPT	Alloy
837395	37395	3/4"	NPT	Alloy
837400	37400	1"	NPT	Alloy
837405	37405	1 1/4"	NPT	Alloy
837410	37410	1 1/2"	NPT	Alloy
837415	37415	2"	NPT	Alloy



8991 SIDEKICK III PIPE THREADER

The WHEELER-REX Model 8991 is a full-featured threading machine for 1/2" to 1" pipe. Featuring front and rear chucks, an auto-open auto-oiling notch-type die head, safety auto shut off, larger carriage & cutter handles and a unique one blade reamer.

Model 8991 Features:

- Auto open notch die head
- Front and rear chucks
- Auto-oiling die head
- Large scrap tray
- Weighs only 58 pounds
- Safety auto shut off
- One blade reamer
- 1" pipe threading time — 16 seconds
- Built-in carrying handle

Includes:

- 1/2"-1" die head
- Two sets of dies: 1/2"-3/4" and 1"
- Foot switch
- Spare cutter wheel

Specifications:

Standard Capacity: 1/2"-1"
Voltage: 115 Volt
Motor: 400 Watt series, single phase
Free Speed: 55 RPM
Net Weight: 58 lbs.
Dimensions: 15" x 11" x 12"

Optional:

- 1/4"-3/8" NPT dies
- 1/4"-1" NPT Die Head
- 841 Stand



Weight..... 70 lbs. (31.7 kg)
Net weight..... 58 lbs. (26 kg)

8992 Same as 8991 except comes complete with 60131 manual opening die head for 1/4"-1". Along with 1/4"-3/8", 1/2"-3/4" and 1" NPT dies.

Weight..... 70 lbs. (31.7 kg)
Net weight..... 58 lbs. (26 kg)

8993 Same as 8991 except comes complete with two 1/2"-1" quick opening 70131 die heads and one each 1/2"-3/4" and 1" NPT dies.

Weight..... 78 lbs. (35 kg)
Net weight..... 58 lbs. (26 kg)

8998 Same as 8991 except comes complete with 220V motor.

Weight..... 70 lbs. (31.7 kg)
Net weight..... 58 lbs. (26 kg)

THREE YEAR WARRANTY, INCLUDING ELECTRIC MOTORS



Model 8992 shown on optional 841 Stand





8190

Features complete **interchangeability** with the Model 300 dies and die heads. This portable and compact, high-performance threading machine has a self-opening die head and through the die head oiling. Completely equipped to cut, thread and ream.

Features: For 1/2" to 2" pipe, 110/120V, single phase 700W series motor, average noise level: 85db, maximum amperage under load: 15.3, no load RPM: 39
Includes: 1/2"-2" die head, two sets of NPT dies: 1/2"-3/4" and 1"-2", spare cutter wheel, foot switch, 4 legs.

Weight 186 lbs. (84.5 kg)
 Net weight 140 lbs. (64 kg)

THREE YEAR WARRANTY, INCLUDING ELECTRIC MOTORS.



8196 Same as 8196 except comes with two 80118 Die Heads.

Weight 200 lbs. (91 kg)
 Net weight 140 lbs. (64 kg)

THREE YEAR WARRANTY, INCLUDING ELECTRIC MOTORS.

8197 Same as 8190 except comes with 897065 Universal Die Head for 1/8"-2".

Weight, packed 186 lbs. (84.5 kg)
 Net weight 140 lbs. (64 kg)

THREE YEAR WARRANTY, INCLUDING ELECTRIC MOTORS.

8198 Same as 8190 except comes with 220V motor.

Weight, packed 186 lbs. (84.5 kg)
 Net weight 140 lbs. (64 kg)

THREE YEAR WARRANTY, INCLUDING ELECTRIC MOTORS.



BALL DETENTS ARE STANDARD ON
 ALL WHEELER-REX DIE HEADS

UNIVERSAL REPLACEMENT DIES

WHEELER-REX Dies are manufactured from Tool Steel and are designed to fit Wheeler Die Head 897065 as well as the following Ridge Tool Models 504A, 711, 713, 811A, 815A, 816, 817, and 842.

UNIVERSAL DIE HEAD

Wheeler # Ridge #
 897065 97065 For 1/8"-2" Quick opening die head 12 lbs. (5.5 kg)

PIPE DIES FOR UNIVERSAL DIE HEADS - NPT

Wheeler #	Ridge #	Nominal Pipe Size	Type Thread	Die Material
847745	47745	1/2"-3/4"	NPT	Tool Steel
847750	47750	1"-2"	NPT	Tool Steel

PIPE DIES FOR UNIVERSAL DIE HEADS - NPT FOR STAINLESS STEEL

Wheeler #	Ridge #	Nominal Pipe Size	Type Thread	Die Material
847785	47785	1/2"-3/4"	NPT	HSS
847790	47790	1"-2"	NPT	HSS





6790

The 6790 features a self-opening die head, with through die head oiling. Ultimate accuracy with quick changes between pipe sizes, producing quality threads. The 6790 offers adjustable thread length, three-stage oil filtration system, and a sturdy three flute reamer that covers the entire 1/2"-4" range. The 6790 is a three speed machine that is powered by a durable condenser motor, with an extremely low noise level. Completely equipped to cut, thread, and ream.

Features: For 1/2" to 4" pipe, 110V/120V or 220V/230V, single phase 1KW condenser motor, average noise level: 72db, maximum amperage under load: 18.5 no load RPM: 15/27/48, 1Hp, 50/60HZ

Includes: Two die heads: 1/2"-2" and 2 1/2"-4", three sets of NPT dies: 1/2"-3/4", 1"-2" and 2 1/2"-4", spare cutter wheel, foot switch, 4 legs and built-in tool tray.

Optional: 1/4"-3/8" NPT, 3/4"-4" beveling and grooving, 5/16"-2" UNC bolt, and 1/2"-4" NPSM

Weight 409 lbs. (186 kg)

Net weight 326 lbs. (148 kg)

THREE YEAR WARRANTY, INCLUDING ELECTRIC MOTORS.



6793 Same as 6790 except with **THREE (3) self-opening NOTCH-TYPE DIE HEADS**. This offers accuracy, quick changes between pipe sizes and eliminates switching dies when changing pipe sizes. Completely equipped to cut, thread, and ream.

Weight 423 lbs. (192 kg)

Net weight 344 lbs. (157 kg)

THREE YEAR WARRANTY, INCLUDING ELECTRIC MOTORS.



6794 Same as 6790 except with a **BLADE-TYPE CUTTER**, which is designed for plastic lined pipe, as well as standard steel pipe. Completely equipped to cut, thread, and ream.

Features: For 1/2" to 4" pipe, 110V/120V or 220V/230V, single phase 1KW condenser motor, average noise level: 72db, maximum amperage under load: 18.5 no load RPM: 15/27/48

Includes: Two die heads: 1/2"-2" and 2 1/2"-4", three sets of NPT dies: 1/2"-3/4", 1"-2" and 2 1/2"-4", spare cutter wheel, foot switch, 4 legs and built-in tool tray.

Optional: 1/4"-3/8" NPT, 3/4"-4" beveling and grooving, 5/16"-2" UNC bolt, and 1/2"-4" NPSM

Weight 406 lbs. (185 kg)

Net weight 334 lbs. (152 kg)

THREE YEAR WARRANTY, INCLUDING ELECTRIC MOTORS.



6590

This machine has self opening notch type die heads with through die head oiling. These die heads offer accuracy and quick changes between pipe sizes, while providing quality threads. The 6590 is totally gear driven and powered by a condenser motor, producing extremely low noise levels. Quiet operation permits use in hospitals, factories, and in other locations where noise can be a problem. Completely equipped to cut, thread, and ream.

Features: For 2 1/2"-6" pipe, 110/120V or 220V/230V, single phase .75KW condenser motor, average noise level: 76db, maximum amperage under load: 14.5, no load RPM: 6.1/20.2, 1Hp, 50/60HZ

Includes: Two die heads: 2 1/2"-4" and 5"-6", two sets of NPT dies: 2 1/2"-4", and 5"-6", foot switch, 4 legs and Blade-Type Cutter.

Optional: 2 1/2"-6" beveling and grooving

Weight 532 lbs. (242 kg)

Net weight 451 lbs. (206 kg)

THREE YEAR WARRANTY, INCLUDING ELECTRIC MOTORS.





THREADER CARTS

60513	Collapsible Cart for WHEELER-REX 8090 Pipe Threader	101 lbs.	(46 kg)
60518	Anti-Tip Bracket for Collapsible Carts	13 lbs.	(5.8 kg)
60506	Threader Cart w/out Toolbox for 6390/6790/6794/6793.....	135 lbs.	(61.4 kg)
60507	Threader Cart with Toolbox for 6390/6790/6794/6793	178 lbs.	(81 kg)
60514	Threader Cart w/out Toolbox for 6590	135 lbs.	(61.4 kg)
60515	Threader Cart with Toolbox for 6590.....	178 lbs.	(81 kg)
60519	Collapsible Cart for WHEELER-REX 8190 Pipe Threader	101 lbs.	(46 kg)

HEAVY DUTY THREADER CARTS

60520	Cart with Toolbox for 8190	193 lbs.	(87.5 kg)
60524	HD Wheeled Cart with Toolbox for 6790/6793/6794	183 lbs.	(83 kg)
60525	HD Wheeled Cart w/out Toolbox for 6790/6793/6794	140 lbs.	(63.5 kg)
60526	HD Wheeled Cart with Toolbox for 6590.....	183 lbs.	(83 kg)
60527	HD Wheeled Cart w/out Toolbox for 6590.....	140 lbs.	(63.5 kg)



NIPPLE ATTACHMENTS

62000	1/2" NPT Nipple Chuck	3 lbs.	(1.4 kg)
62001	3/4" NPT Nipple Chuck	3 lbs.	(1.4 kg)
62002	1" NPT Nipple Chuck.....	3 lbs.	(1.4 kg)
62003	1 1/4" NPT Nipple Chuck.....	5 lbs.	(2.3 kg)
62004	1 1/2" NPT Nipple Chuck.....	5 lbs.	(2.3 kg)
62005	2" NPT Nipple Chuck.....	5.5 lbs.	(2.5 kg)
62006	2 1/2" NPT Nipple Chuck.....	8 lbs.	(3.6 kg)
62007	3" NPT Nipple Chuck.....	8.5 lbs.	(3.8 kg)
62009	4" NPT Nipple Chuck.....	12 lbs.	(5.5 kg)


WHEELER-REX PIPE THREADING OIL

WHEELER-REX Pipe Threading Oil gives you premium performance at a reasonable price.

Blended to thread Stainless Steel, Galvanized as well as Carbon Steel means you only need one oil for all your needs. Low odor and transparent appearance make this fluid pleasant to use in addition to creating quality threads and long die life.



60601	1 Gallon ThreadMaster Oil.....	8 lbs.	(3.5 kg)
60604	1 Quart ThreadMaster Oil	2.5 lbs.	(1 kg)
60603	2 Quart ThreadMaster Oil	4.5 lbs.	(2 kg)
60602	5 Gallon Pail of ThreadMaster Oil.....	41 lbs.	(19 kg)
60655	55 Gallon Drum of ThreadMaster Oil.....	434 lbs.	(197 kg)
60607	1 Gallon ThreadMaster Oil for Stainless Steel.....	12 lbs.	(5.4 kg)
60608	5 Gallon Pail of ThreadMaster Oil for Stainless Steel.....	42 lbs.	(19.05 kg)



6991, 7991 SIDEKICK II AND 8991 SIDEKICK III 1/4"-1" MAXIMUM PIPE RANGE

PART		DIES	
60210		1/4"-3/8" NPT Dies (60131 & 60136 Die Heads)	
60211•		1/2"-3/4" NPT Dies (60130, 60131 & 70131 Die Heads)	
60212•		1" NPT Dies (60131 & 70131 Die Heads)	
60213		1/4"-3/8" NPT Dies for S.S. (60131 & 60136 Die Heads)	
60214		1/2"-3/4" NPT Dies for S.S. (60131 & 70131 Die Heads)	
60215		1" NPT Dies for S.S. (60131 & 70131 Die Heads)	
60256		1/2"-3/4" NPSM Dies (60131 & 70131 Die Heads)	
60257		1" NPSM Dies (60131 & 70131 Die Heads)	
		DIE HEADS	
70131•		1/2"-1" NPT/Auto-Open, Notch Type Die Head	
60131		1/4"-1" NPT/Manual Opening Die Head	
60136		1/4"-3/8" NPT/Auto-Open Die Head	
		SPARE PARTS	
60322•		Cutter Wheel	
62322		Cutter Wheel for Stainless Steel	
602103		Chuck Jaw Insert Set	
606665		Motor Brush Set	
606705		Reamer Blade	

- Included with basic machine.



841 PORTABLE THREADER STAND

Light weight folding stand. Designed to fit model 7991/8991.....30 lbs. (14 kg)



Model 8991 shown on
optional 841 Stand



7890 1/4"-1 1/2" MAXIMUM PIPE RANGE

PART NO.	DIES
60200	1/4"-3/8" NPT (60120 Die Head)
60201 •	1/2"-3/4" NPT (60120 Die Head)
60202 •	1"-1 1/2" NPT (60120 Die Head)
160304	1/4"-3/8" HSS NPT (60120 Die Head)
60346	5/16"-18 UNC Bolt (60125 Die Head)
60347	3/8"-16 UNC Bolt (60125 Die Head)
60348	7/16"-14 UNC Bolt (60125 Die Head)
60340	1/2"-13 UNC Bolt (60125 Die Head)
60341	5/8"-11 UNC Bolt (60125 Die Head)
60342	3/4"-10 UNC Bolt (60125 Die Head)
60343	7/8"-9 UNC Bolt (60125 Die Head)
60344	1"-8 UNC Bolt (60125 Die Head)
60345	1 1/8"-1 1/4" 7 UNC Bolt (60125 Die Head)
60349	1 1/2"-6 UNC Bolt (60125 Die Head)
DIE HEADS	
60120 •	1/4"-1 1/2" NPT/Manual Opening
60125	5/16"-1 1/2" UNC Bolt/Manual Opening
SPARE PARTS	
60324 •	Cutter Wheel
60323	Chuck Jaw Insert Set

- Included with basic machine.



8190, 7090 & 8090 1/8"-2" MAXIMUM PIPE RANGE

PART NO.	DIES
70201 •	1/2"-3/4" NPT (70118, 80118 & 897065 Die Heads)
70209 •	1"-2" NPT (70118, 80118 & 897065 Die Heads)
847745	1/2"-3/4" NPT (70118, 80118 & 897065 Die Heads)
847750	1"-2" NPT (70118, 80118 & 897065 Die Heads)
847785	1/2"-3/4" S.S. (70118, 80118 & 897065 Die Heads)
847790	1"-2" S.S. (70118, 80118 & 897065 Die Heads)
DIE HEADS	
80118#	1/2"-2" NPT/Automatic Opening Die Head for 8090
897065	1/8"-2" NPT/Quick Opening Die Head
SPARE PARTS	
60324 •	Cutter Wheel
70235	Chuck Jaw Insert Set
60513	Collapsible Threader Cart for 8090

- Included with 8090 basic machine.



6090 1/4"-2" MAXIMUM PIPE RANGE

PART NO.	DIES
60200	1/4"-3/8" NPT (60115 Die Head)
60201 •	1/2"-3/4" NPT (60118 Die Head)
60209 •	1"-2" NPT (60118 Die Head)
60233	1/2"-3/4" S.S. (60118 Die Head)
60238	1"-2" S.S. (60118 Die Head)
60250	1/2"-3/4" NPT for PVC (60118 Die Head)
60251	1"-2" NPT for PVC (60118 Die Head)
60353	3/4" Beveling 37.5° (60117 Die Head)
60354	1"-2" Beveling 37.5° (60117 Die Head)
60338	3/4" Grooving (60117 Die Head)
60339	1"-2" Grooving (60117 Die Head)
60230	1/2"-3/4" Conduit (60116 Die Head)
60231	1"-1 1/4" Conduit (60116 Die Head)
60232	1 1/2"-2" Conduit (60116 Die Head)
60346	5/16"-18 UNC Bolt (60114 Die Head)
60347	3/8"-16 UNC Bolt (60114 Die Head)
60348	7/16"-14 UNC Bolt (60114 Die Head)
60340	1/2"-13 UNC Bolt (60114 Die Head)
60341	5/8"-11 UNC Bolt (60114 Die Head)

- Included with basic machine.



6090 1/4"-2" MAXIMUM PIPE RANGE CONTINUED

60342	3/4"-10 UNC Bolt (60114 Die Head)
60343	7/8"-9 UNC Bolt (60114 Die Head)
60344	1"-8 UNC Bolt (60114 Die Head)
60345	1 1/8" & 1 1/4" - 7 UNC Bolt (60114 Die Head)
60349	1 1/2"-6 UNC Bolt (60114 Die Head)
60352	2"-4 1/2" UNC Bolt (60114 Die Head)
60360	3/4" Beveling Dies for SS (60117 Die Head)
60362	3/4" Grooving Dies for SS (60117 Die Head)
60363	1"-2" Grooving Dies for SS (60117 Die Head)

DIE HEADS

60115	1/4"-2" NPT/Manual Opening
60118•	1/2"-2" NPT/Automatic Opening
60114	5/16"-2" UNC Bolt/Manual Opening
60117	3/4"-2" Beveling & Grooving
60112	1/2"-3/4" NPT/Automatic Opening,/Notch type
60113	1"-2" NPT/Automatic Opening,/Notch type
60116	1/2"-2" Conduit/Manual Opening

SPARE PARTS AND CART

60324•	Cutter Wheel
60318	Chuck Jaw Insert Set
60328	Chuck Jaw Insert Set for Plastic Coated Pipe

- Included with basic machine.



6390 1/4"-2" MAXIMUM PIPE RANGE

PART NO.	DIES
60200	1/4"-3/8" NPT (60115 Die Head.)
60201•	1/2"-3/4" NPT (60112 & 60115 Die Heads)
60220	1/4"-3/8" HSS NPT (60115 Die Head)
60233	1/2"-3/4" S.S. (60112 & 60115 Die Heads)
60208•	1"-2" NPT (60113 Die Head)
60234	1"-2" S.S. (60113 Die Head)
60250	1/2"-3/4" NPT for PVC (60112 & 60115 Die Heads)
60252	1"-2" NPT for PVC (60113 Die Head)
60353	3/4" Beveling 37.5° (60117 Die Head)
60354	1"-2" Beveling 37.5° (60117 Die Head)
60338	3/4" Grooving (60117 Die Head)
60339	1"-2" Grooving (60117 Die Head)
60230	1/2"-3/4" Conduit (60116 Die Head)
60231	1"-1 1/4" Conduit (60116 Die Head)
60232	1 1/2"-2" Conduit (60116 Die Head)
60346	5/16"-18 UNC Bolt (60114 Die Head)
60347	3/8"-16 UNC Bolt (60114 Die Head)
60348	7/16"-14 UNC Bolt (60114 Die Head)
60340	1/2"-13 UNC Bolt (60114 Die Head)
60341	5/8"-11 UNC Bolt (60114 Die Head)
60342	3/4"-10 UNC Bolt (60114 Die Head)
60343	7/8"-9 UNC Bolt (60114 Die Head)
60344	1"-8 UNC Bolt (60114 Die Head)
60345	1 1/8" & 1 1/4" - 7 UNC Bolt (60114 Die Head)
60349	1 1/2"-6 UNC Bolt (60114 Die Head)
60352	2"-4 1/2" UNC Bolt (60114 Die Head)
DIE HEADS	
60112•	1/2"-3/4" NPT/Automatic Opening/Notch type
60113•	1"-2" NPT/Automatic Opening/Notch type
60114	5/16"-2" UNC Bolt/Manual Open
60115	1/4"-2" NPT/Manual Opening
60117	3/4"-2" Beveling & Grooving
60116	1/2"-2" Conduit/Manual Opening

SPARE PARTS AND CART

60324•	Cutter Wheel
60306	Chuck Jaw Insert Set for black iron and PVC pipes
60506	Threader Cart NO Toolbox
60507	Threader Cart with Toolbox

- Included with basic machine.



6790, 6793 & 6794 1/4"-4" MAXIMUM PIPE RANGE

PART NO.	DIES
60200	1/4"-3/8" NPT (60115 Die Head)
60201•••	1/2"-3/4" NPT (60112, 60115 & 60118 Die Heads)
60233	1/2"-3/4" S.S. (60112, 60115 & 60118 Die Heads)
60250	1/2" - 3/4" NPT for PVC (60112, 60115 & 60118 Die Heads)
60209•••	1"-2" NPT (60118 & 6 0115 Die Heads)
60208•••	1"-2" NPT (60113 Die Head)
60234	1"-2" S.S. Dies (60113 Die Head)
60238	1"-2" S.S. (60118 & 60115 Die Heads)
60251	1" - 2" NPT for PVC (60118 & 60115 Die Heads)
60206•••	2 1/2"-4" Taper or Straight Threads (60106 Die Head)
60252	1" - 2" NPT for PVC (60113 Die Head)
60235	2 1/2"-4" S.S. (60106 Die Head)
60253	2 1/2" - 4" NPT for PVC (60106 Die Head)
60353	3/4" Beveling 37.5° (60117 Die Head)
60354	1"-2" Beveling 37.5° (60117 Die Head)
60330	2 1/2"-4" Beveling 37.5° (60123 Die Head)
60332	2 1/2"-4" S.S. Beveling 37.5° (60123 Die Head)
60338	3/4" Grooving (60117 Die Head)
60339	1"-2" Grooving (60117 Die Head)
60227	2 1/2"-3 1/2" Grooving (60123 Die Head)
60228	4" Grooving (60123 Die Head)
60357	2 1/2"-3 1/2" Grooving Dies for S.S. (60123 Die Head)
60358	4" Grooving Dies for S.S. (60123 Die Head)
60346	5/16"-18 UNC Bolt (60114 Die Head)
60347	3/8"-16 UNC Bolt (60114 Die Head)
60348	7/16"-14 UNC Bolt (60114 Die Head)
60340	1/2"-13 UNC Bolt (60114 Die Head)
60341	5/8"-11 UNC Bolt (60114 Die Head)
60342	3/4"-10 UNC Bolt (60114 Die Head)
60343	7/8"-9 UNC Bolt (60114 Die Head)
60344	1"-8 UNC Bolt (60114 Die Head)
60345	1 1/8"-1 1/4"-7 UNC Bolt (60114 Die Head)
60349	1 1/2"-6 UNC Bolt (60114 Die Head)
60352	2"-4 1/2 UNC Bolt (60114 Die Head)
60230	1/2"-3/4" Conduit (60116 Die Head)
60231	1"-1 1/4" Conduit (60116 Die Head)
60232	1 1/2"-2" Conduit (60116 Die Head)
60220	1/4"-3/8" HSS NPT (60115 Die Head)
60360	3/4" Beveling Dies for SS (60117 Die Head)
60361	1"-2" Beveling Dies for SS (60117 Die Head)
60362	3/4" Grooving Dies for SS (60117 Die Head)
60363	1"-2" Grooving Dies for SS (60117 Die Head)
DIE HEADS	
60115	1/4"-2" NPT/Manual Opening
60118•••	1/2"-2" NPT/Automatic Opening
60106•••	2 1/2"-4" Taper or Straight Threads/Automatic Opening/Notch Type
60117	3/4"-2" Beveling & Grooving
60123	2 1/2"-4" Beveling & Grooving
60112•••	1/2"-3/4" NPT/Automatic Opening/Notch type
60113•••	1"-2" NPT/Automatic Opening/Notch type
60114	5/16"-2" UNC Bolt/Manual Opening
60116	1/2"-2" Conduit/Manual Opening
SPARE PARTS AND CART	
60324•••	Cutter Wheel
60310	HSS Cutter Wheel
60301	HSS Cut-Off Blade
60390••	Cut-Off Blade for 6794
220204	HSS 10° Bevel Blade
60307	Chuck Jaw Insert Set
60327	Chuck Jaw Insert Set for Plastic Coated Pipe
60506	Threader Cart NO Toolbox
60507	Threader Cart with Toolbox
600282	Straight Profile Block Assembly for 2 1/2"-4"
603680•••	Wheel Cutoff Assembly
600845••	Blade Cutoff Assembly

- Included with basic machine.
- Included with 6794 machine.
- Included with 6793 machine.



6590 2 1/2"-6" MAXIMUM PIPE RANGE

PART NO.	DIES
60206•	2 1/2"-4" Tapered or Straight (60127 Die Head)
60235	2 1/2"-4" NPT S.S. (60127 Die Head)
60253	2 1/2"-4" NPT for PVC (60127 Die Head)
60207•	5"-6" Tapered or Straight (60128 Die Head)
60236	5"-6" NPT S.S. (60128 Die Head)
60255	5"-6" NPT for PVC (60128 Die Head)
60330	2 1/2"-4" Beveling 37.5° (60121 Die Head)
60332	2 1/2"-4" S.S. Beveling 37.5° (60121 Die Head)
60331	5"-6" Beveling 37.5° (60122 Die Head)
60333	5"-6" S.S. Beveling 37.5° (60122 Die Head)
60227	2 1/2"-3 1/2" Grooving (60121 Die Head)
60228	4" Grooving (60121 Die Head)
60357	2 1/2"-3 1/2" Grooving Dies for S.S. (60121 Die Head)
60358	4" Grooving Dies for S.S. (60121 Die Head)
60359	5"-6" Grooving Dies for S.S. (60122 Die Head)
60229	5"-6" Grooving (60122 Die Head)
DIE HEADS	
60121	2 1/2"-4" Beveling & Grooving
60122	5"-6" Beveling & Grooving
60127•	2 1/2"-4" NPT Notch Style Tapered or Straight Automatic Opening
60128•	5"-6" NPT Notch Style Tapered or Straight Automatic Opening
ACCESSORIES	
60390•	Cut-Off Blade
60301	HSS Cut-Off Blade
60324	Cutter Wheel
220204	HSS 10° Bevel Blade
60310	HSS Cutter Wheel
600280	Straight Profile Block Assembly
60514	Threader Cart NO Toolbox
60515	Threader Cart with Toolbox
60307	Chuck Jaw Insert Set
60327	Chuck Jaw Insert Set for Plastic Coated Pipe

- Included with basic machine.



6790 mounted on
60507 cart.

MANUAL HYDROSTATIC TEST PUMPS

Ideal for testing residential water lines. Also for pressure testing small pressure tanks, sprinkler, boiler and solar systems. Lightweight and easy to use. $\frac{3}{4}$ " garden hose female inlet and $\frac{9}{16}$ " - 18 JICF male outlet. Equipped with shut off valve, gauge, and adjustable internal relief valve. 10 foot output hose included. (part number 3917)



Features: 300 psi (20 bar)

- **29200**12 lbs. (5.5 kg)

Accessories:

- This is a standard part shipped with the unit
- 29250 Pump Rebuild Kit
- 34550 10' Long Suction Hose with strainer ($\frac{3}{4}$ " male garden hose connection)



Features: 1000 psi (68 bar)

- **29201**12 lbs. (5.5 kg)

Accessories:

- Standard equipment supplied with pump
- 29250 Pump Rebuild Kit
- 34550 10' Long Suction Hose with strainer ($\frac{3}{4}$ " male garden hose connection)



Features: 870 psi/60 bar, $\frac{1}{2}$ " connections

- **29900** with $\frac{1}{2}$ " connections18 lbs. (8 kg)

Accessories:

- Standard equipment supplied with pump
- 29950 Pump Repair Kit

Designed especially for use in heating, compressed air, refrigeration systems, oil installations and sprinkler systems. Complete with 2.6 gallon stainless steel integral tank and 10 ft. output hose.

GAS POWERED HYDROSTATIC TEST PUMPS

Ideal for certifying the integrity of newly installed or repaired water lines, sewer lines, commercial sprinkler systems, and pressure vessels. All gasoline driven models come with Briggs & Stratton™ Intek Pro or Honda engines and are backed by their warranties. Recirculating systems provide pump protection and water conservation. Carts are wheeled for ease of movement. All units come standard with 10 ft. high-pressure output hose and 10 ft. suction hose with strainer.



ROLLER PUMPS **Warning: Not for use with heavily chlorinated solutions**

Features: 5.4 gpm/300 psi (20.5 lpm/21 bar)

- **46301** with 6.5 hp. B&S engine, Cart w/wheels151 lbs. (69 kg)
- **463010** with 5.5 hp Honda engine, Cart w/wheels150 lbs. (68 kg)

Accessories:

- 036343 Pump Repair Kit
- 34550 10' Suction Hose
- 221065 10' High-Pressure Output Hose



TRIPLEX PLUNGER PUMP

Features: 3.5 gpm/3000 psi (13 lpm/206 bar)

- **373080** with 8.5 hp. Honda engine, Cage w/wheels130 lbs. (59 kg)

Accessories:

- 36395 Valve Kit
- 36396 Pump Seal Kit
- 34550 10' Suction Hose
- 220577 10' High-Pressure Output Hose



TRIPLEX PLUNGER PUMPS

Features: 3.5 gpm/1200 psi (13 lpm/82bar)

- **46200** with 6.5 hp. B&S engine, Cart w/wheels130 lbs. (59 kg)
- **462000** with 5.5 hp Honda engine, Cart w/wheels.....130 lbs. (59 kg)
- **36200** with 6.5 hp. B&S engine, Roll-cage87 lbs. (40 kg)
- **362000** with 5.5 hp Honda engine, Roll-cage87 lbs. (40 kg)

Accessories:

- 34052 Pump Repair Kit
- 34053 Pump Seal Kit
- 34550 10' Suction Hose
- 220577 10' High-Pressure Output Hose



TRIPLE DIAPHRAGM PUMPS

...CAPABLE OF HANDLING 10%
CHLORINE SOLUTIONS

Features: 10 gpm/500 psi (37.8 lpm/35 bar)

Comet Pump Models

- **46521** with 6.5 B&S engine, Cart w/wheels 155 lbs. (70 kg)
- **465210** with 5.5 Honda engine, Cart w/wheels 155 lbs. (70 kg)
- **46523** with 6.5 B&S engine, Roll-cage 150 lbs. (68 kg)
- **465230** with 5.5 Honda engine, Roll-cage 150 lbs. (68 kg)
- **46526** with 6.5 hp B&S engine, caged with handles and 4 wheels 181 lbs. (82 kg)
- **465260** with 5.5 hp Honda engine, caged with handles and 4 wheels 181 lbs. (82 kg)

Udor Pump Models

- **46511** with 6.5 hp. B&S engine, Cart w/wheels 161 lbs. (73 kg)
- **465110** with 5.5 hp Honda engine, Cart w/wheels 162 lbs. (73 kg)
- **46503** with 6.5hp B&S engine, Roll-cage 155 lbs. (70 kg)
- **465030** with 5.5hp Honda engine, Roll-cage 155 lbs. (70 kg)
- **46506** with 6.5 hp B&S engine, caged with handles and 4 wheels 181 lbs. (82 kg)
- **465060** with 5.5 hp Honda engine, caged with handles and 4 wheels... 181 lbs. (82 kg)

Accessories:

- 36345 Pump Repair Kit for 46501, 465010, 46701, 467010, 46511, 465110, 46503, 465030, 46506, 465060
- 36349 Pump Repair Kit for models 46500 and 465000
- 36391 Pump Repair Kit for 46521, 465210, 46523, 465230, 46526, 465260, 46525, 465250, 465270
- 36345 Pump Repair Kit for 46503, 465030, 46506, 465060
- 34550 10' Suction Hose
- 221065 10' High-Pressure Output Hose for Udor pumps
- 220577 10' High-Pressure Output Hose for Comet pumps
- 34562 Two Wheel & Handle Kit
- 34563 25 Gallon Tank Kit
- 34564 Four Wheel & Handle Kit



465260 shown with
34563 optional tank kit



TRIPLE DIAPHRAGM PUMPS

...CAPABLE OF HANDLING 10%
CHLORINE SOLUTIONS

Features: 15 gpm/300 psi (57 lpm/21 bar)

- **46600** with 6.5 hp. B&S engine, Cart w/wheels 173 lbs. (79 kg)
- **466000** with 5.5 hp Honda engine, Cart w/wheels 167 lbs. (76 kg)

Features: 32 gpm/300 psi (121 lpm / 21 bar)

- **468260** with 5.5 hp Honda engine, cage w/ 4 wheels 226 lbs. (103 kg)

Accessories:

- 36347 Pump Repair Kit for models 46600 and 466000
- 36390 Pump Repair Kit for models 46800 and 468000
- 36392 Pump Repair Kit for model 468260
- 34551 10' Intake Hose for models 46600 and 466000
- 700685 10' Intake Hose for model 468260



468260 shown here



ELECTRIC POWERED HYDROSTATIC TEST PUMPS PORTABLE

Features: 4 gpm / 300 psi (15 lpm / 20 bar), 1/2hp, 115/230V, 60Hz motor

- **38300** Ideal for certifying fire sprinkler lines, commercial plumbing and industrial testing. Compact, lightweight for portability, but yet powerful and rugged for the professional. Built in adjustable pressure regulator.

Weight45 lbs (20 kg)

Accessories:

- 39350 Pump Repair Kit
- 34550 10' Suction Hose



TRIPLEX PLUNGER PUMPS

Features: 3 gpm / 500 psi (11 lpm / 35 bar) 1hp capacitor start motor

- **35110** 115/230V, single phase, 50/60Hz, Roll-cage.....86 lbs. (39 kg)
- **35111** 220V, single phase, 50/60Hz, Roll-cage86 lbs. (39 kg)

Accessories:

- 34550 10' Suction Hose



Features: 1 gpm / 1000 psi (3.7 lpm / 68 bar) 1hp capacitor start motor

- **33110** 115/230V, single phase, 50/60Hz, Roll-cage.....110 lbs. (50 kg)
- **33111** 220V, single phase, 50/60Hz, Roll-cage110 lbs. (50 kg)

Accessories:

- 36393 Pump Repair Kit
- 34550 10' Suction Hose



TRIPLEX PLUNGER PUMPS

Features: Single phase, 1.5hp, 15amp capacitor start motor, Cart w/wheels

- **47100** 2.2gpm / 1000psi (8.3 lpm / 68 bar), 115V, 60Hz.....127 lbs. (57 kg)
- **47101** 2.2gpm / 1000psi (8.3 lpm / 68 bar), 220V, 59Hz.....143 lbs. (65 kg)
- **47102** 1.1gpm / 2000psi (4.1 lpm / 138 bar), 115V, 60Hz.....127 lbs. (57 kg)
- **47103** 1.1gpm / 2000psi (4.1 lpm / 138 bar), 220V, 50Hz.....127 lbs. (57 kg)
- **47105** 2.2gpm / 2000psi (8.3 lpm / 138 bar), 115V, 60Hz.....127 lbs. (57 kg)

Accessories:

- 34052 Valve Kit
- 34053 Pump Seal Kit
- 34550 10' Suction Hose



TRIPLEX PLUNGER PUMP

Features: 3.5 gpm / 3000psi (13.25 lpm / 206 bar), 7.5hp 208/230V 3-phase, 60Hz motor

- **37210** On 2-wheeled cart with full perimeter cage.263 lbs. (120 kg)

Accessories:

- 34056 Pump Seal Kit
- 34057 Valve Kit
- 34550 10' Suction Hose



PNEUMATIC POWERED HYDROSTATIC TEST PUMPS

32150 Lightweight on a Steel Base.....31 lbs. (14 kg)

Features: 1 gpm / 1500 psi (3.7 lpm / 103 bar) 40-100 psi @ 75 cfm required

32300 Lightweight on a Steel Base29 lbs. (13 kg)

Features: 0.5 gpm/ 3,000 psi (1.8 lpm / 206 bar) 40-100 psi @ 75 cfm required

32450 With full perimeter cage.....54 lbs. (24 kg)

Features: 0.088 gpm / 10,000 psi (0.3 lpm / 689 bar) 100 psi @ 28 cfm required

Accessories:

- 32151 Fluid Section Repair Kit for 32150
- 32152 Air Section Repair Kit for 32150 and 32300
- 32301 Fluid Section Repair Kit for 32300
- 32451 Air Section Repair Kit for 32450
- 32452 Fluid Section Repair Kit for 32450



FIRE HOSE TESTERS

373020 Two Hose Tester - Electric162 lbs. (74 kg)

Features: 3 gpm/500 psi, (11 lpm/35 bar), 115V, single-phase, 1 hp. capacitor motor, one (1) 2 1/2" NST swivel female quick fill inlet and two (2) 2 1/2" NST male outlets with individual ball valves. Cage mounted on swivel casters. Inlet and outlet hoses not provided.



373040 Four Hose Tester - Electric179 lbs. (81 kg)

Features: 3 gpm/500 psi, (11 lpm/35 bar), 115V, single-phase, 1 hp. capacitor motor, one (1) 2 1/2" NST swivel female quick fill inlet and four (4) 2 1/2" NST male outlets with individual ball valves. Cage mounted on swivel casters. Inlet and outlet hoses not provided.



TRASH PUMPS

Specifically designed pumps for heavy duty applications. Handles solids with ease and simple to open and clean. Standard roll cage protects pump and engine. Steel strainer for intake hose included. Available with either Briggs & Stratton Intek™ Pro or Honda Engines.



2" TRASH PUMPS

Features: 2" Suction / Discharge ports, 180gpm / 681 lpm, max solids up to 1"

- **56200** With 6.5hp B&S Engine (Caged).....100 lbs. (45.5 kg)
- **56201** With 6.5hp B&S Engine on wheeled cart140 lbs. (63.6 kg)
- **562000** With 5.5hp Honda Engine (Caged)100 lbs. (45.5 kg)
- **562001** With 5.5hp Honda Engine on wheeled cart140 lbs. (63.6 kg)

Accessories:

- 56250 2" x 20' Suction Hose
- 56251 2" x 25' Discharge Hose
- 276270 Pump Repair Kit



3" TRASH PUMPS

Features: 3" Suction/ Discharge ports, 300gpm / 1135 lpm, max solids up to 1.25"

- **56300** With 6.5hp B&S Engine (Caged).....132 lbs. (60 kg)
- **56301** With 6.5hp B&S Engine on wheeled cart.....150 lbs. (68 kg)
- **563000** With 5.5hp Honda Engine (Caged)134 lbs. (61 kg)
- **563001** With 5.5hp Honda Engine on wheeled cart150 lbs. (68 kg)

Accessories:

- 56350 3" x 15' Suction Hose
- 56351 3" x 25' Discharge Hose
- 276271 Pump Repair Kit



MUDSUCKER DIAPHRAGM STYLE TRASH PUMPS

Features: 3" Suction/Discharge ports, 90gpm / 340 lpm; for sewage, slurry, mud, thick liquids, max solids up to 1-5/8"

- **56310** With 6.5hp B&S Engine179 lbs. (81 kg)
- **563100** With 5.5hp Honda Engine181 lbs. (82 kg)

Accessories:

- 56350 3" x 15' Suction Hose
- 56351 3" x 25' Discharge Hose



VACUUM TEST ASSEMBLY

700536 1 lb. (0.45 kg)

An easy way to check a trash pump for proper suction. Verify proper operation before putting a pump into service. Simply prime pump, place flat face over suction port and start pump.

PIPE WORKING TOOLS



4160 TRIPOD VISE STAND

For 1/8"– 6" pipe capacity. Lightweight and portable with a large top working area. It features a built-in chain vise, pipe bending slots, pipe rest, ceiling brace screw and hardened replaceable jaws. The lower tray folds for extra convenience.

Weight50 lbs. (22 kg)

- 606738 Replacement Chain
- 606739 Replacement Jaws



4180 BENCH VISE

This new heavy duty bench vise is ideal for a wide range of pipe working from 1/8" OD to 6" OD and features a reinforced steel chain and replaceable hardened jaws. Mounting bolts are included. It is ideal for a multitude of applications.

Weight19 lbs. (8.6 kg)

- 600015 Replacement Chain
- 600016 Replacement Jaws



FOLDING TRIPOD PIPE SUPPORTS

Tripod Pipe Supports are designed to hold stock for threading machines, chop saws, and other equipment. Sturdy, all steel construction supports hold up to one ton (2000 lbs.) of materials: pipe, tubing, conduit, bar, rod, or structural steel. Quick-release locking ring allows for fast height adjustments, while 1 1/2" diameter Acme threads on the adjusting column provide fine height adjustments. Heavy duty lockscrew maintains height safely.

Height range is 27" - 50" (675–1250 mm). Capacity: 1/2" - 16" (12–400 mm) Diameter.

- 850 With standard V-head, Weight.....28 lbs. (13 kg)
- 851 With heavy duty ball transfer head, Weight32 lbs. (14.5 kg)
- 854 Ball Transfer Head only for use on standard V-head





YOKE VISES

These vises firmly hold pipe and round bar stock for cutting, drilling, and threading operations. Vises are reversible for left or right opening. All jaws are made of hardened steel and can easily be replaced in the field. The yoke and base are constructed of high-grade malleable iron. Meets all Federal Specifications: GGG-V-415a Type 1, Class II.

Product	O.D. Capacity	Weight
13020	$\frac{3}{8}$ " - $2\frac{3}{8}$ " (60 mm)	10 lbs. (4.5 kg)
13040	$\frac{3}{8}$ " - $3\frac{1}{2}$ " (89 mm)	18 lbs. (8 kg)
13060	$\frac{3}{8}$ " - $4\frac{1}{2}$ " (114 mm)	28 lbs. (12.7 kg)



4012 PIPE PULLER

For joining all types of gasketed pipe: plastic, cast iron, clay, and concrete. Comes with two 12 ft. long anchor chains. Also pulls fittings, valves, and couplings into place. Lightweight yet rugged, this tool operates on a basic lever action and is used easily by one person.

4012 Pipe Capacity: 4" - 14" (100-350 mm) Diameter
 Weight.....33 lbs. (15 kg)



Heavy Duty Iron Pipe Wrenches have I-Beam handles for proven strength and durability without excess weight. Full floating jaws have spring suspension for fast grip and release. Replaceable jaws are made of tough heat-treated alloy steel. Aluminum Wrenches are nearly 50% less weight compared to Iron Wrenches. The End Wrenches and the Off-Set Wrenches allow for usage in areas with space restrictions. All Pipe Wrenches are made to U.S. Federal Specifications. Parts are interchangeable with most major brands and carry a limited lifetime warranty.

HEAVY DUTY STRAIGHT IRON PIPE WRENCHES

Manufactured to U.S. Specifications GGG-W-651e Type II Class A



Model Number	Description	Pipe Capacity		Weight		Std Pack
		Inches	mm	lbs	Kg	
4508	8" (200 mm) Straight Pipe Wrench	1	25	$\frac{3}{4}$	0.3	6
4510	10" (250 mm) Straight Pipe Wrench	1 $\frac{1}{2}$	40	1 $\frac{3}{4}$	0.8	6
4512	12" (300 mm) Straight Pipe Wrench	2	50	2 $\frac{3}{4}$	1.2	6
4514	14" (350 mm) Straight Pipe Wrench	2	50	3 $\frac{1}{2}$	1.6	6
4518	18" (450 mm) Straight Pipe Wrench	2 $\frac{1}{2}$	65	5 $\frac{3}{4}$	2.6	6
4524	24" (600 mm) Straight Pipe Wrench	3	80	9 $\frac{3}{4}$	4.4	4
4536	36" (900 mm) Straight Pipe Wrench	5	125	19	8.7	1
4548	48" (1200 mm) Straight Pipe Wrench	6	150	34	15.5	1
4560	60" (1524 mm) Straight Pipe Wrench	8	200	51 $\frac{1}{4}$	23.3	1

ALUMINUM STRAIGHT PIPE WRENCHES

Manufactured to U.S. Specifications GGG-W-651e Type II Class C



Model Number	Description	Pipe Capacity		Weight		Std Pack
		Inches	mm	lbs	Kg	
4410	10" (250 mm) Aluminum Straight	1 $\frac{1}{2}$	40	1	0.4	6
4414	14" (350 mm) Aluminum Straight	2	50	2 $\frac{1}{2}$	1.1	6
4418	18" (450 mm) Aluminum Straight	2 $\frac{1}{2}$	65	3 $\frac{3}{4}$	1.7	6
4424	24" (600 mm) Aluminum Straight	3	80	6	2.7	6
4436	36" (900 mm) Aluminum Straight	5	125	11	5	4
4448	48" (1200 mm) Aluminum Straight	6	150	19	8.7	1

ALUMINUM OFF-SET PIPE WRENCHES

Manufactured to U.S. Specifications GGG-W-651 Type II Class C



Model Number	Description	Pipe Capacity		Weight		Std Pack
		Inches	mm	lbs	Kg	
4814	14" (350 mm) Aluminum Off-Set	2	50	2	0.9	6
4818	18" (450 mm) Aluminum Off-Set	2 $\frac{1}{2}$	65	3 $\frac{1}{2}$	1.6	6
4824	24" (600 mm) Aluminum Off-Set	3	80	5	2.3	6



GRIPMASTER

The GripMaster is a one-handed operation wrench which provides a fast, secure grip. Spring-loaded jaws for fast placement on pipe and secure ratchet action.

Model Number	Description	Pipe Capacity		Weight		Std Pack
		inches	mm	lbs	kg	
4310	10" GripMaster	1 1/2	37.5	2	0.9	6
4314	14" GripMaster	2	50	4	1.8	6



SPUD WRENCH

The 4612 Spud Wrench is for 3/8"-2 5/8" pipes and is designed with narrow jaws to fit into small spaces. The smooth jaws are the perfect tool when toothed jaws may not be the right choice for the job.

Model Number	Description	Pipe Capacity		Weight		Std Pack
		inches	mm	lbs	kg	
4612	12" Spud Wrench	2 5/8	67	2.7	1.2	6



5400 LIGHT DUTY CHAIN WRENCH

With forged alloy steel handles, the 5400 is ideal for use in small locations. The 5400 is designed for pipes up to 4" O.D. Chain length is 15 3/4"; handle length is 12".

Weight.....2.5 lbs. (1.2 kg)



STRAP WRENCHES

Provides quick gripping to plastic or chrome plated objects without scratching or damaging the surface. Neoprene Coated Strap. Ductile iron handles for high strength.

Model No.	Pipe capacity	O.D. Capacity	Handle Length
8312	1/8"-2" (10-63 mm)	1/8"-3 1/2" (10-90 mm)	12" (305 mm) weight 2.0 lbs.
8318	1"-5" (33-127 mm)	1"-6" (33-150 mm)	18" (458 mm) weight 3.3 lbs.
8324	2"-12" (60-324 mm)	2"-14" (60-350 mm)	24" (610 mm) weight 5.7 lbs.
83120	Replacement Strap for 8312	83121	Replacement Wedge for 8312
83180	Replacement Strap for 8318	83181	Replacement Wedge for 8318
83240	Replacement Strap for 8324	83241	Replacement Wedge for 8324



BASIN WRENCH

Quickly & easily tightens or loosens faucet shank nuts in close quarters. Complete with spring loaded jaws and a friction plug that helps hold the head in position. 3/8" to 1 1/4" capacity.

9401 Basin Wrench 2 lbs. (0.9 kg)



Replaceable Socket

SOIL PIPE COUPLING TORQUE WRENCH

This durable "T-Handle" type torque tool with a contoured comfort-fit handle features a removable socket and a unique locking collar, which allows the tool to be used as an untorqued snug-up or back-off, as well as a conventional torque tool. With the locking collar retracted, the tool torques to the right (tightening), while ratcheting to the left. When proper torque value has been achieved, the mechanism slips internally and over-tightening is impossible.

1977 T-Torque for tightening $\frac{5}{16}$ " coupling nuts to 60 in. lbs.	Weight 1 lb. (0.5 kg)
1980 T-Torque for tightening $\frac{5}{16}$ " coupling nuts to 80 in. lbs.	Weight 1 lb. (0.5 kg)
1981 T-Torque for tightening $\frac{3}{8}$ " coupling nuts to 80 in. lbs.	Weight 1 lb. (0.5 kg)
1982 T-Torque for tightening $\frac{5}{16}$ " & $\frac{3}{8}$ " coupling nuts to 80 in. lbs.	Weight 1 lb. (0.5 kg)

275410	$\frac{5}{16}$ " Replacement Socket
275818	$\frac{3}{8}$ " Replacement Socket



NO-HUB® COUPLING WRENCHES

WHEELER-REX powered No-Hub® Coupling Wrenches tighten or loosen couplings in just a few seconds. The tools can be used with most $\frac{3}{8}$ " reversible electric drills. They can be installed and removed as quickly as a drill bit. Automatic clutch in torque heads prevent over and under tightening. Recalibration is easy with a torque wrench.



1964 "Fastite" for tightening $\frac{5}{16}$ " coupling nuts to 60 in. lbs.	Weight 0.8 lb. (0.36 kg)
1965 "Fastite Plus" for tightening $\frac{3}{8}$ " coupling nuts to 80 in. lbs.	Weight 0.8 lb. (0.36 kg)
1966 "Fastite Plus 2" for tightening $\frac{5}{16}$ " coupling nuts to 80 in. lbs.	Weight 0.8 lb. (0.36 kg)



HYDRANT WRENCH

For removing hydrant caps and operating hydrants. Made of sturdy forged construction; will fit pentagon nuts up to $1 \frac{3}{4}$ " or square nuts up to $1 \frac{1}{4}$ " with spanners for either pin or lug style host couplings.

8700	Hydrant Wrench	5 lbs. (2.5 kg)
------	----------------	-----------------



DOUBLE-UP WRENCH

One through-bolt wrench with two sockets makes for fast, easy tightening of your repair clamp and service saddle nuts. Easy reversing with a single lever. Strong, all steel construction with a vinyl grip.

9600	$1 \frac{1}{4}$ " x $1 \frac{1}{16}$ " Double-Up Wrench	2.75 lbs.
9601	$1 \frac{5}{16}$ " x $1 \frac{1}{8}$ " Double-Up Wrench	2.75 lbs.



HEAVY DUTY DEEP SOCKETS

Designed for tightening hex nuts on repair clamps, mechanical joint fittings, and saddles. Large diameter barrels make fast hand tightening easy. Operates with any 1/2" drive manual or impact wrench. Twelve individual kits are available.

Individual Six Point Deep Sockets

978	3/4"	Deep Socket 6 pt.	1 lb.	(0.5 kg)
979	7/8"	Deep Socket 6 pt.	1 lb.	(0.5 kg)
980	15/16"	Deep Socket 6 pt.	1.2 lbs.	(0.5 kg)
981	1 1/16"	Deep Socket 6 pt.	1.4 lbs.	(0.6 kg)
982	1 1/4"	Deep Socket 6 pt.	1.5 lbs.	(0.7 kg)
983	1 1/8"	Deep Socket 6 pt.	1.5 lbs.	(0.7 kg)
984	1 5/16"	Deep Socket 6 pt.	1.85 lbs.	(0.8 kg)
985	1 7/16"	Deep Socket 6 pt.	2.15 lbs.	(1 kg)
986	1"	Deep Socket 6 pt.	1.2 lbs.	(0.5 kg)
987	1 1/2"	Deep Socket 6 pt.	2.3 lbs.	(1 kg)
947	17 mm	Deep Socket 6 pt.	.85 lb.	(0.4 kg)
943	19 mm	Deep Socket 6 pt.	.95 lb.	(0.4 kg)
944	22 mm	Deep Socket 6 pt.	1.05 lbs.	(0.5 kg)
945	24 mm	Deep Socket 6 pt.	1.15 lbs.	(0.5 kg)
948	27 mm	Deep Socket 6 pt.	1.4 lbs.	(0.6 kg)
946	30 mm	Deep Socket 6 pt.	1.55 lbs.	(0.7 kg)

Kits Available with Deep Sockets in Tool Box with 6515 Ratchet as Follows:

960	Includes 980 - 15/16", 981 - 1 1/16", 982 - 1 1/4"	7.75 lbs.	(3.5 kg)
961	Includes 980 - 15/16", 981 - 1 1/16", 982 - 1 1/4", 983 - 1 1/8"	9 lbs.	(4 kg)
962	Includes 980 - 15/16", 982 - 1 1/4", 983 - 1 1/8"	7.75 lbs.	(3.5 kg)
963	Includes 981 - 1 1/16", 982 - 1 1/4", 984 - 1 5/16", 985 - 1 7/16"	13 lbs.	(5.9 kg)
964	Includes 981 - 1 1/16", 982 - 1 1/4", 983 - 1 1/8"	8 lbs.	(3.6 kg)
965	Includes 979 - 7/8", 981 - 1 1/16", 982 - 1 1/4"	7.6 lbs.	(3.45 kg)
966	Includes 978 - 3/4", 979 - 7/8", 980 - 15/16", 981 - 1 1/16"	8 lbs.	(3.6 kg)
967	Includes 978 - 3/4", 979 - 7/8", 980 - 15/16", 981 - 1 1/16", 982 - 1 1/4", 983 - 1 1/8", 984 - 1 5/16", 985 - 1 7/16", 986 - 1", 987 - 1 1/2"	20 lbs.	(9 kg)
968	Includes 978 - 3/4", 979 - 7/8", 980 - 15/16", 981 - 1 1/16", 982 1 1/4", 983 1 1/8" 16 lbs.	7.26 kg	

Kits with Deep Sockets in Metric Sizes:

940	Includes 943- 19 mm, 944- 22 mm, 945- 24 mm	7 lbs.	(3 kg)
941	Includes 943- 19 mm, 944- 22 mm, 945- 24 mm, 946- 30 mm	8 lbs.	(3.6 kg)
942	Includes 947- 17 mm, 943- 19 mm, 945- 24 mm, 946- 30 mm	20 lbs.	(9 kg)
950	Includes 947- 17 mm, 943- 19 mm, 944- 22 mm, 945- 24 mm, 948- 27 mm, 946- 30 mm	13 lbs.	(5.9 kg)

DIAMETER TAPE

For measuring diameter or circumference of pipes and cylindrical objects.

71	Pocket size 6' (1.82 m) linear / 22" (.56 m) Diameter Tape.	
	English/Metric Scales.	Weight 0.35 lb. (0.16 kg)



PIPE CLEANER (Descaler)

A versatile scraper for removing mud and scale from pipe surfaces. Makes for faster cutting and better repairs and joints. Belt material is light, strong and non-corroding. Angled blades promote self-cleaning. Belt is replaceable, longer length reduces back strain.

1300	For 3-12" diameter, 45" OAL	4 lbs.	(2 kg)
1350	For 12-36" diameter, 72" OAL	5 lbs.	(2.5 kg)





ARCTIC POLAR SYSTEM® PIPE FREEZING KIT

Designed specifically for the professional, WHEELER-REX Pipe Freezing Kits will rapidly form an ice plug in static water lines eliminating the need to drain down a system to make a repair. Ice plugs will last 15 to 20 minutes and can be easily renewed.

Kit comes complete with jackets for double freezes. No tools are required to set up and complete a freeze. An easy-to-use scale is included to ensure economical operation. Packaged in a convenient carrying case.

Polar Spray is non-toxic, non-flammable and ozone friendly. (Tetrafloraethane)



PIPE FREEZING KIT

- 1755** Two Can Kit: $\frac{3}{8}$ "– $2\frac{3}{8}$ " O.D. Kit includes the following:
 2 jackets each – 17550 for $\frac{3}{8}$ "– $\frac{1}{2}$ ", 17551 for $\frac{5}{8}$ "– $\frac{7}{8}$ ", 17552 for 1"– $1\frac{3}{8}$ ",
 17553 for $1\frac{5}{8}$ ", 17554 for 2"– $2\frac{3}{8}$ ", valve, scale, t-fitting and 5' tubing.
 Weight.....11.5 lbs. (5.3 kg)
- 1750** One Can Kit: $\frac{3}{8}$ "– $1\frac{3}{8}$ " O.D. Kit includes the following:
 2 jackets each – 17550 for $\frac{3}{8}$ "– $\frac{1}{2}$ ", 17551 for $\frac{5}{8}$ "– $\frac{7}{8}$ ", 17552 for 1"– $1\frac{3}{8}$ ",
 valve, scale, t-fitting and 5' tubing.
 Weight.....5.6 lbs. (2.54 kg)
- 17500** Polar Spray Replacement Canister *per can*2 lbs. (0.9 kg)
 (Available in cases of 12 or individually)



REPLACEMENT CANISTERS



WHEELER-REX's Pipe Freeze Kits install in seconds on pipes up to $2\frac{3}{8}$ " O.D. and require no special tools. Ice plugs last 15–20 minutes and can be easily renewed.

SHUT OFF TOOLS FOR SOFT COPPER PIPE

Our shut off tools are invaluable for maintenance and installation of **soft copper** service lines where they can shut off, hold, and restore flow quickly and easily. They are handy for quick repairs with their swing-out design. Complete with socket, ratchet, holding clamp, and carrying case.

New & Improved — with Grease Fitting



Carrying case is included.






Carrying case is included.



Carrying case is included.



Carrying case is included.

- | | | |
|-------------|---|---|
| 85 | Capacity: $\frac{3}{4}$ " (20 mm) through 1" (25 mm) soft copper tubing
Includes: ratchet, carrying case and #62 clamp.
Weight..... 12 lbs. (5.5 kg) |  |
| 86 | Capacity: $\frac{1}{2}$ " (12 mm) through 1" (25 mm) soft copper tubing
Includes: ratchet, carrying case and #62 clamp.
Weight..... 13 lbs. (5.9 kg) | |
| 70 | Capacity: $1\frac{1}{4}$ " (31 mm) through 2" (50 mm) soft copper tubing
Includes: ratchet, carrying case and #72 clamp.
Weight..... 19 lbs. (8.6 kg) |  |
| 8570 | Combination of Models 85 and 70
Includes: ratchet, carrying case and clamps.
Weight..... 26 lbs. (11.8 kg) |  |
| 8670 | Combination of Models 86 and 70
Includes: ratchet, carrying case and clamps.
Weight..... 26 lbs. (11.8 kg) | |

Accessories:


- | | |
|---------------|--|
| 62 | $\frac{1}{2}$ " (12 mm) through 1" (25 mm) Clamp for soft copper pipe |
| 72 | $1\frac{1}{4}$ " (31 mm) through 2" (50 mm) Clamp for soft copper pipe |
| 6515 | $\frac{1}{2}$ " Square Male Drive Ratchet |
| 221220 | Conversion Kit from 85 to 86 |
| 506032 | 1" x $\frac{1}{2}$ " Square Drive Socket |

SHUT OFF TOOLS FOR PLASTIC PIPE

These unique portable valves shut off the flow of either water or gas in Polyethylene or Polybutylene plastic pipe. They are especially handy for fast on-the-spot repairs. Complete with socket, ratchet, and carrying case.

- | | |
|-----------|--|
| 75 | Capacity: $\frac{3}{8}$ " to 2" (10–50 mm) plastic water pipe.
Includes: ratchet and carrying case.
Weight..... 12 lbs. (5.4 kg) |
| 77 | With adjustable stops to prevent damage to pipe.
Capacity: $\frac{3}{8}$ " to 2" (10–50 mm) Plastic gas pipe.
Includes: ratchet and carrying case.
Weight..... 12 lbs. (5.4 kg) |

DRILLING AND TAPPING TOOLS



Cutaway View



HOT TAPPING SYSTEM

Capacity: from 3/4" to 2" (19–50 mm) in Steel, Cast Iron, Ductile, and Plastic Pipe. The WHEELER-REX Hot Tapping System is hand operated and designed for drilling holes in active water lines up to 250 psi. It is lightweight and easy for one person to set up and use. Complete with 6515 ratchet, tool box, adapters and cutter shells for making 3/4" (19 mm) and 2" (50 mm) holes.

Built-in bleed-off valve allows chips to be flushed away.

Model	Pipe Size	Description	Use
8100	3/4" - 1"	Complete with 3/4" & 1" NPT Adapters and HSS Cutter Shells for Steel and Copper Pipe.	STEEL & COPPER
8102	3/4" - 2"	Complete with 3/4", 1", 1 1/2", & 2" NPT Adapters and HSS Cutter Shells for Steel and Copper Pipe, Includes Large Arbor Assembly.	STEEL & COPPER
8200	3/4" - 1"	Complete with 3/4" & 1" CTS Flare Adapters and HSS Cutter Shells for Steel and Copper Pipe.	STEEL & COPPER
8201	3/4" - 1"	Complete with 3/4" & 1" CTS Flare Adapters and Cutter Shells for Plastic Pipe.	PLASTIC
8202	3/4" - 2"	Complete with 3/4", 1", 1 1/2", & 2" CTS Flare Adapters and Cutter Shells for Plastic Pipe, Includes Large Arbor Assembly.	PLASTIC
8203	3/4" - 1"	Complete with 3/4" & 1" CTS Flare Adapters and Cutter Shells for Ductile & Cast Iron Pipe.	DUCTILE/CAST IRON
8204	3/4" - 2"	Complete with 3/4", 1", 1 1/2", & 2" CTS Flare Adapters and Cutter Shells for Ductile and Cast Iron Pipe, Includes Large Arbor Assembly.	DUCTILE/CAST IRON
8205	3/4" - 1"	Complete with 3/4" & 1" CTS Flare Adapters and Cutter Shells for Plastic, Ductile and Cast Iron Pipe.	PLASTIC, DUCTILE & CAST IRON
8206	3/4" - 2"	Complete with 3/4", 1", 1 1/2", & 2" CTS Flare Adapters and Cutter Shells for Plastic, Ductile and Cast Iron Pipe, Includes Large Arbor Assembly.	PLASTIC, DUCTILE & CAST IRON
8209	3/4" - 2"	Complete with 3/4", 1", 1 1/2", & 2" CTS Flare Adapters, 1 1/2" & 2" Compression Style Adapters, and Cutter Shells for Plastic, Ductile and Cast Iron Pipe, Includes Large Arbor Assembly.	PLASTIC, DUCTILE & CAST IRON
8300	3/4" - 1"	Complete with 3/4" & 1" BSPT Adapters and HSS Cutter Shells for Steel and Copper Pipe.	STEEL & COPPER

ADAPTERS FOR NPT THREAD	ADAPTERS FOR CTS FLARE	ADAPTERS FOR BSPT THREAD	COMPRESSION STYLE CORP STOP MUELLER 110	CUTTER SHELLS FOR STEEL AND COPPER	CUTTER SHELLS FOR DUCTILE IRON & CAST IRON	CUTTER SHELLS FOR PLASTIC C-900	OTHER ACCESSORIES
802051 3/4"	802050 3/4"	802071 3/4"	802060 1-1/2" ADAPTER	903071 3/4"	904065 3/4"	5800 3/4"	6515 RATCHET
802053 1"	802052 1"	802072 1"	802061 2" ADAPTER	903072 1"	904066 1"	5801 1"	908097 THREADED BUSHING
802055 1-1/4"	802054 1-1/4"	802073 1-1/4"		903073 1-1/4"	904067 1-1/4"	5803 1-1/4"	908094 CENTER DRILL
802057 1-1/2"	802056 1-1/2"	802074 1-1/2"		903074 1-1/2"	904068 1-1/2"	802084 1-1/2"	908098 CENTER DRILL W/ COUPON RETAINER
802059 2"	802058 2"	802075 2"		903075 2"	904069 2"	802085 2"	

701440 1-1/2" & 2" ARBOR ASSEMBLY - HOT TAP SYSTEM ADAPTER

Reinforced Arbor for cutting larger holes in difficult materials. To be used with 1-1/2" and 2" cutter shells for all three WHEELER-REX hot tap systems. The new arbor design has drive pins that align with holes in the large cutter shells for a stronger assembly.

Weight.....2 lbs. (0.9 kg)



COMBINED DRILL TAPS

WHEELER-REX's combined drill taps bring you premium performance at a reasonable price. Designed and manufactured to produce a quality thread and ensure a pressure tight fit. Made from high speed steel, they are tough and durable and fit all popular tapping machines.

WHEELER-REX Drill Taps will fit all popular tapping machines including:

Mueller B100 • Mueller B101 • Mueller A2 • Mueller A3 • Hays Transmate B1 • All Reed


89075	3/4" CC Thread Drill Tap	1.1 lbs. (0.49 kg)
89150	1-1/2" CC Thread Drill Tap	2.75 lbs. (1.24 kg)
89100	1" CC Thread Drill Tap	1.3 lbs. (0.6 kg)
89200	2" CC Thread Drill Tap	3.85 lbs. (1.74 kg)
86075	3/4" CC PVC Drill Tap	1 lb. (0.45 kg)
86100	1" CC PVC Drill Tap	1.5 lbs. (0.68 kg)



TAPPING FLUID

A completely new concept in a lubricant for drill taps and other related uses where a non-toxic food grade lubricant is required. Slik-tap is easy to apply, yet thick enough to hang onto the cutting tool, providing the lubrication to reduce tapping effort and produce clean threads.

8900	1 pint of Tapping Fluid Slik-Tap	1.5 lbs. (0.68 kg)
8901	12 pack of 8900 Tapping Fluid Slik-Tap	14 lbs. (6.35 kg)



3092

PORTABLE HOLE CUTTER SYSTEM

A compact, light-weight hole cutter system that utilizes a drill to cut a hole in pipes. Designed to cut most materials, including steel.

Without drill – provide your own:

3090	With adapter only for Milwaukee® Drill (less drill)	46 lbs. (21 kg)
3091	With adapter only for DeWalt® DW130V Drill (less drill)	46 lbs. (21 kg)

With drill:

3092	Hole Cutter System with Milwaukee® Model 1660-6 Drill	57 lbs. (26 kg)
3093	Hole Cutter System with DeWalt® DW130V Drill	57 lbs. (26 kg)

Accessories:

908094	Center Drill
--------	--------------

Features:

- Cuts holes up to 4 3/4" (120 mm)
- For use with standard off-the-shelf hole saw **(not included)**
- Comes standard with metal carrying case
- Comes standard with enough chain for 10" pipes, extra chain available
- Handle can be changed for right or left feed
- Rack & pinion feed gear
- Fast, easy, secure mounting to pipe
- Spring loaded pin holds drill in position
- Comes complete and ready to use with either:
DeWalt® DW130V Drill or Milwaukee® 1660-6 Drill



3093

HOLE CUTTER SHELLS

Nominal Hole Size	Clay Concrete	Reinforced Concrete, Clay, Ductile & Cast Iron	Plastic
4" (100 mm)	3395*	6395*	4395
4½" (112 mm)	3450*	6450*	4450
6" (150 mm)	3595*	6595*	4595
6½" (172 mm)	3650*	6650*	4650
8" (200 mm)		6800*	4800

* Water coolant required



EARTHWORM HYDRO-DRILL

Bores holes underground without trenching or disturbing surface materials. Ideal for installing water, gas, drain, and electrical lines. Comes standard with a combination drive/water valve assembly, and a 2" (50 mm) diameter auger. User supplies ¾" pipe for drill shaft.

7800 Weight 3.65 lbs. (1.65 kg)

Additional Augers

7801 1" (25 mm) Auger
 7802 2" (50 mm) Auger
 7810 3" (75 mm) Auger
 7808 4" (100 mm) Reversing Auger
 7809 6" (150 mm) Reversing Auger



Pipe Slices, details on page 53, at right ►



Poly/Copper Pipe Pulling Attachments



8601 Pipe Slice Kit



Poly Pipe Pulling Attachments



Double Flare Tool

Copper Flare Locknut



Mini Pipe Slice

PIPE SLICES

8600 PIPE SLICE with 1" NPT Male Threads, 3 Blades.....3 lbs. (1.4 kg)

Recommended for replacing existing copper, galvanized, and lead service lines.

Kits:

8631 Includes 8600 Pipe Slice, 8610 Cable Grip, 8625 & 8626 Poly/Copper Pipe Pulling Attachments18 lbs. (8 kg)
8632 Includes 8600 Pipe Slice, 8611 Cable Grip, 8625 & 8626 Poly/Copper Pipe Pulling Attachments18 lbs. (8 kg)

Accessories:

8605 3/8" x 50' Cable with Ferrule.....16 lbs. (7.2 kg)
8606 3/8" x 75' Cable with Ferrule.....22 lbs. (10 kg)
8607 3/8" x 100' Cable with Ferrule.....28 lbs. (12.7 kg)
8608 3/8" x 150' Cable with Ferrule.....37 lbs. (16.8 kg)
8610 Cable Grip – Double V7 lbs. (3 kg)
8611 Cable Grip – Flat7 lbs. (3 kg)
8625 3/4" Poly/Copper Pipe Pulling Attachment.....1 lb. (.25 kg)
8626 1" Poly/Copper Pipe Pulling Attachment.....1 lb. (.25 kg)

8601 PIPE SLICE with 1-1/2" – 12 Straight Threads, Single Blade.....3 lbs. (1.4 kg)

Recommended for replacing existing poly service lines.

Kits:

8633 Includes 8601 Pipe Slice, 8610 Cable Grip, 8645 & 8646 Poly Pipe Pulling Attachments18 lbs. (8 kg)
8634 Includes 8601 Pipe Slice, 8611 Cable Grip, 8645 & 8646 Poly Pipe Pulling Attachments18 lbs. (8 kg)
8635 Includes 8601 Pipe Slice, 8610 Cable Grip, 8647 Flare Tool, 8648 & 8649 Copper Flare Locknuts.....18 lbs. (8 kg)
8636 Includes 8601 Pipe Slice, 8611 Cable Grip, 8647 Flare Tool, 8648 & 8649 Copper Flare Locknuts.....18 lbs. (8 kg)
8637 Includes 8601 Pipe Slice, 8610 Cable Grip, 8645 & 8646 Poly Pipe Pulling Attachments, 8647 Flare Tool, 8648 & 8649 Copper Flare Locknuts..20 lbs. (9 kg)
8638 Includes 8601 Pipe Slice, 8611 Cable Grip, 8645 & 8646 Poly Pipe Pulling Attachments, 8647 Flare Tool, 8648 & 8649 Copper Flare Locknuts.. 20 lbs. (9 kg)

Accessories:

8605 3/8" x 50' Cable with Ferrule.....16 lbs. (7.2 kg)
8606 3/8" x 75' Cable with Ferrule.....22 lbs. (10 kg)
8607 3/8" x 100' Cable with Ferrule.....28 lbs. (12.7 kg)
8608 3/8" x 150' Cable with Ferrule.....37 lbs. (16.8 kg)
8610 Cable Grip – Double V7 lbs. (3 kg)
8611 Cable Grip – Flat7 lbs. (3 kg)
8645 3/4" Poly Pipe Pulling Attachment1 lb. (.25 kg)
8646 1" Poly Pipe Pulling Attachment1 lb. (.25 kg)
8647 3/4" & 1" Double Flare Tool.....1 lb. (.5 kg)
8648 3/4" Copper Flare Locknut1 lb. (.25 kg)
8649 1" Copper Flare Locknut1 lb. (.25 kg)

8500 MINI PIPE SLICE with 1/2" NPT Male Threads.....1 lb. (0.5 kg)

Kits:

8520 Includes 8500 Mini Pipe Slice, 8506 50' Cable, 8525 Pulling Attachment, 8611 Cable Grip18 lbs. (8 kg)
8521 Includes 8500 Mini Pipe Slice, 8507 75' Cable, 8525 Pulling Attachment, 8611 Cable Grip21 lbs. (9.5 kg)
8522 Includes 8500 Mini Pipe Slice, 8508 100' Cable, 8525 Pulling Attachment, 8611 Cable Grip23 lbs. (10.5 kg)

Accessories:

8506 1/4" x 50' Cable with Ferrule8 lbs. (3.6 kg)
8507 1/4" x 75' Cable with Ferrule11 lbs. (5 kg)
8508 1/4" x 100' Cable with Ferrule13 lbs. (6 kg)
8525 1/2" – 3/4" Pipe Pulling Attachment1 lb. (.25 kg)

VALVE EXERCISERS



VALVEMASTER PORTABLE VALVE EXERCISER

ValveMaster portable valve exerciser delivers 0–600 ft. lbs. of torque with finger tip control. All torque absorbed by frame to protect the operator. Standard features include digital counter, 2" ball hitch coupling, 4.80 x 12" wheels and auxiliary connections for use as hydraulic power source for other tools. (Hydraulic output: 8 GPM, 2000 PSI)

8 ft telescoping key included

98001 With Honda engine 512 lbs. (233 kg)

98003 With Honda engine and reversible counter..... 510 lbs. (232 kg)

Note: 8 foot is the maximum key length recommended for optimal performance.

VALVE EXERCISER / POWER DRIVE

The 68 series valve exerciser offers high performance in a compact, lightweight package. A wide variety of adapters are available for multiple uses. 115V, 1/2 hp., 6 amps, 250 ft. lbs., 22 RPM.

68115 Power Drive only – For use with adapters below 22 rpm.35 lbs.(15.90 kg)

681150 Power Drive with 13964, 22 rpm.....45 lbs.(20.45 kg)

681155 Rising Stem Valve Operator with counter, clutch and hand wheel adapter
Weight62 lbs. (28.1 kg)

68315 Power Drive Only, 66 rpm

683155 Power Drive (66 RPM) with 13968, 13970, and 701061

13964 Torque Limiting Adapter (21389) with counter (701061)
Weight8 lbs. (3.6 kg)

10709 1" Square Female Adapter
Weight3 lbs. (1.4 kg)

10696 Adapter for 12R drop head dies
Weight2 lbs. (0.9 kg)

701061 Electric Counter Assembly
Weight1.5 lbs. (.65 kg)

21389 Torque Limiting Adapter with 1" Square Drive, 0-250 ft. lbs.
Weight8 lbs. (3.6 kg)




68115



681150



681155



21389

10709

10696



681150 in use

ALUMINUM VALVE WHEEL WRENCHES

Designed to provide leverage to turn a valve wheel without slipping. Made from aluminum to be light weight and non-sparking. Three convenient sizes for added leverage.

8708 8" Length (3/4" Mouth Opening) Weight..... .03 lb. (0.13 kg)

8714 14" Length (1" Mouth Opening) Weight 1 lb. (.45 kg)

8718 18" Length (1 3/8" Mouth Opening) Weight..... 2.5 lbs. (1.1 kg)





13968 RISING STEM TORQUE ADAPTER

Features:

- Clutch “slips” to keep operator and valve safe while exercising.
- Torque Specs: adjustable 0 – 200 ft.lbs.
- Unique clutch system allows you to set the torque accordingly, to exercise valves without exceeding their limit.
- Clutch can be easily adjusted with any $\frac{3}{4}$ " wrench. (Not included)
- Control Rods have graduations for approximate ft.lbs. of torque.
- To be used with the 13970 on rising stem valves.
- The 701061 counter assembly can be added to the 68115 and the 13970 for ease of valve revolution counting.
- Clutch is allowed to “slip” and keep correct count when using the 701061 counter assembly.

Weight10 lbs. (4.5 kg)



13970 HAND WHEEL ADAPTER

Features:

- Adapts to valves with hand wheels with or without rising stems up to 3" in diameter.
- Series of bolt holes to adapt to many different spoke patterns and styles available.
- Allows you to exercise the valve with ease by using the 68115 with the addition of a 13968 Rising Stem Torque Adapter.
- The 701061 counter assembly can be added to the 68115 and the 13968 for ease of valve revolution counting.

Weight12 lbs. (5.45 kg)



10700 HYDRANT NUT

A convenient 1" square drive adapter designed for most hydrants. Use it with a portable power drive or with a T-Handle Key. It reduces worker fatigue when used with the WHEELER-REX 68115 Power Drive. Can also use the WHEELER-REX 8806 or 8808 Telescoping Valve Keys.

Machined and fabricated steel construction, adjustable to a variety of pentagon nut up to a 1- $\frac{3}{4}$ ". A $\frac{3}{4}$ " jam bolt is included.

Weight6 lbs. (2.7 kg)

VALVE KEYS

8806 6 FT. TELESCOPING VALVE KEY

Packed into a convenient 24" carrying case. Quick disconnect pull pins make adjustments fast and easy. Both a manual handle and a 1" square power adapter are included. 2" square female drive fits most standard valves.

Telescopes to 6 ft.20 lbs. (9 kg)

8808 8 FT. TELESCOPING VALVE KEY

Packed into a convenient 24" carrying case. Quick disconnect pull pins make adjustments fast and easy. Both a manual handle and a 1" square power adapter are included. 2" square female drive fits most standard valves.

Telescopes to 8 ft.23 lbs. (10.5 kg)

88024 2 FT. EXTENSION

To extend your 8806 6' key into an 8808 8' key5.5 lbs. (2.5 kg)



WHEELER-REX 2'X2' GRID WALL DISPLAY



998042, 998043


- 998042 Wall Display Kit 2'x2'
1 Black and 1 Red Panel,
18 hooks per kit
- 998022 Product Catalog
- 998027 Price List
- 998045 Mini Catalog



998022



998027



998045

WHEELER-REX HISTORY



Wheeler Manufacturing was established in 1957 on the shores of Lake Erie, with the invention of the chain-type snap cutter for cast iron and clay tile pipes. A product that would become the first of many industry changing inventions.

In 1988, Wheeler became part of the Rex Industries family. Rex Industries is known for the highest quality and most innovative pipe threading machines in the world. Rex set the bar for threading machine standards on a global scale with features such as through the die head oiling, auto open die heads, notch-style adjustment, and ball detent die location.



Thus, WHEELER-REX was born. Blending the best of American and Japanese culture to create a company focused on product perfection, work ethic, employee pride, and customer success. Today, WHEELER-REX maintains its presence as one of the industry leaders in the Hydrostatic Test Pump and Threading Machine markets. As well as continuing to focus on expanding our line of pipe tools, accessories, and exemplary customer service staff.



VISIT THE WHEELER-REX WEBSITE

WHEELER-REX products are sold exclusively through an extensive network of distributors. To find your nearest location, use the "Where to Buy" feature located on our website, or give us a call! Also available are online catalogs, product information, parts diagrams, operation manuals, and other useful information.



WHEELER-REX
Call 1-800-321-7950 to
arrange a counter day event!

PRODUCT LISTING

Part No	Description	Page
70	SHUT OFF TOOL 1-1/4"-2" SOFT COPPER	49
71	ENGLISH/METRIC 6 FOOT DIAMETER TAPE	47
75	SHUT OFF TOOL 3/8"-2" PLASTIC WATER LINES	49
77	SHUT OFF TOOL 3/8"-2" PLASTIC GAS LINES	49
85	SHUT OFF TOOL 3/4"- 1" COPPER LINES	49
86	SHUT OFF TOOL 1/2"- 1" COPPER LINES	49
450	TUBE CLEANING BRUSH 1/2" & 3/4" COPPER	20
452	REPLACEMENT BRUSH SET (453 AND 454)	20
522	COMPLETE CHAIN FOR 6" 490/590	6
528	COMPLETE CHAIN FOR 8" 590/490	6
532	COMPLETE CHAIN FOR 6" 590/490 W/ROLLERS	6
533	COMPLETE CHAIN FOR 8" 590/490 W/ROLLERS	6
626	26" CABLE SAW	13
636	36" CABLE SAW	13
640	MINI POWER DRIVE W/CASE, ADAPTER&TORQUE VISE	26
841	STAND FOR 7991/8991	31
850	FOLDING PIPE STAND W/ V HEAD	42
851	FOLDING PIPE STAND W/BT HEAD	42
854	BALL TRANSFER SET PAIR	42
892	T-HANDLE GUILLOTINE CUTTER, POINTED	16
919	5 PACK OF DEBURRING TOOLS	22
921	10 PACK OF DEBURRING TOOLS	22
925	50 PACK OF DEBURRING TOOLS	22
940	HD METRIC DS KIT-19,22,24MM	47
941	HD METRIC DS KIT-19,22,24,30MM	47
942	HD METRIC DS KIT-17,19,24,30MM	47
943	HD 19MM DEEP SOCKET	47
944	HD 22MM DEEP SOCKET	47
945	HD 24MM DEEP SOCKET	47
946	HD 30MM DEEP SOCKET	47
947	HD 17MM DEEP SOCKET	47
948	HD 27MM DEEP SOCKET	47
950	HD METRIC DS KIT-17,19,22,24,27,30	47
960	HD DEEP SOCKET KIT-980,981,982	47
961	HD DEEP SOCKET KIT-980,981,982,983	47
962	HD DEEP SOCKET KIT-980,982,983	47
963	HD DEEP SOCKET KIT-981,982,984,985	47
964	HD DEEP SOCKET KIT-981,982,983	47
965	HD DEEP SOCKET KIT-979,981,982	47
966	HD DEEP SOCKET KIT-978,979,980,981	47
967	HD DEEP SOCKET KIT (10 SOCKETS)978 THRU 987	47
968	HD DEEP SOCKET KIT-978, 979,980,981,982,983	47
978	3/4 HD DEEP SOCKET	47
979	7/8 HD DEEP SOCKET	47
980	15/16 HD DEEP SOCKET	47
981	1-1/16 HD DEEP SOCKET	47
982	1-1/4 HD DEEP SOCKET	47
983	1-1/8 HD DEEP SOCKET	47
984	1-5/16 HD DEEP SOCKET	47
985	1-7/16 HD DEEP SOCKET	47
986	1 HD DEEP SOCKET	47
987	1-1/2 HD DEEP SOCKET	47
1293	REPLACEMENT BLADE FOR MODELS 1590, 2290, 2492	15
1300	PIPE SCRAPER, 3"-12"	47
1350	PIPE SCRAPER, 12"-36"	47

Part No	Description	Page
1590	INTERNAL PIPE CUTTER 1-1/2"	15
1697	T-HANDLE GUILLOTINE CUTTER 8", SS BLADE	16
1750	3/8"-1-3/8" FREEZE KIT W/1 CAN SPRAY	48
1755	3/8"- 2-3/8" FREEZE KIT W/ 2 CANS SPRAY	48
1894	GUILLOTINE CUTTER/POWER DRIVEN	16
1897	GUILLOTINE CUTTER, 14.2", V BLADE, T-HANDLE	16
1924	COMPLETE CHAIN FOR 8" 2990	6
1926	COMPLETE CHAIN FOR 6" 2990	6
1964	FASTITE 5/16" SOCKET 60IN LB	46
1965	FASTITE 3/8" SOCKET 80IN LB	46
1966	FASTITE 5/16" SOCKET 80IN LB	46
1977	SOIL PIPE TORQUE WRENCH,60in/LB 5/16"	46
1980	SOIL PIPE TORQUE WRENCH,80IN/LB 5/16"	46
1981	SOIL PIPE TORQUE WRENCH,80IN/LB 3/8"	46
1982	SOIL PIPE TORQUE WRENCH,80IN/LB 5/16"& 3/8"	46
2290	INTERNAL PIPE CUTTER 2"	15
2492	INTERNAL PIPE CUTTER 2" SCH 80	15
2690	1/8"-2" STEEL PIPE CUTTER	7
3090	HOLE CUTTER W/MILW ADAPTER/NO DRILL	51
3091	HOLE CUTTER W/DEWALT ADAPTER/NO DRILL	51
3092	3090 HOLE CUTTER W/MILW DRILL	51
3093	3091 HOLE CUTTER W/DWLT DRILL	51
3290	INTERNAL PIPE CUTTER 3"	15
3293	REPLACEMENT BLADE FOR MODELS 3290 AND 3490	15
3490	INTERNAL PIPE CUTTER 3" SCH 80	15
3590	1/8"-3/8" RATCH-CUT	22
3790	5/16"-1-1/8" RATCH CUT	22
3801	WHEELER HYDROYL ONE QUART	5
3804	WHEELER HYDROYL ONE GALLON	5
3824	COMPLETE CHAIN 12" FOR 389012	6
4012	PIPE PULLER 4" - 14"	43
4160	TRIPOD CHAIN VISE 1/8"-6"	42
4180	BENCH CHAIN VISE	42
4190	MICRO SNIPPER 1/4" TO 3/8"	12
4200	1/2"-2" MANUAL THREADER SET, NPT	26
4202	1/2"- 1" RATCHET THREADER SET, NPT	26
4207	1/2-1-1/4" MANUAL THREADER SET, NPT	26
4211	1"-2" MANUAL THREADER SET, NPT	26
4213	1/2"-2" MANUAL THREADER SET, NPT, NO CASE	26
4290	INTERNAL PIPE CUTTER 4"	15
4293	REPLACEMENT BLADE FOR 4290, 4490, 6000	15
4310	10" GRIPMASTER PIPE WRENCH	45
4314	14" GRIPMASTER PIPE WRENCH	45
4410	10" ALUMINUM STRAIGHT PIPE WRENCH	44
4414	14" ALUMINUM STRAIGHT PIPE WRENCH	44
4418	18" ALUMINUM STRAIGHT PIPE WRENCH	44
4424	24" ALUMINUM STRAIGHT PIPE WRENCH	44
4436	36" ALUMINUM STRAIGHT PIPE WRENCH	44
4448	48" ALUMINUM STRAIGHT PIPE WRENCH	44
4490	INTERNAL PIPE CUTTER 4" SCH 80	15
4506	COPPER TUBE CLEANER (6-IN-1) 1/2"&3/4"	20
4508	8"HD STRAIGHT IRON PIPE WRENCH	44
4510	10" HD STRAIGHT IRON PIPE WRENCH	44
4512	12" HD STRAIGHT IRON PIPE WRENCH	44
4514	14" HD STRAIGHT IRON PIPE WRENCH	44

Part No	Description	Page
4518	18" HD STRAIGHT IRON PIPE WRENCH	44
4524	24" HD STRAIGHT IRON PIPE WRENCH	44
4536	36" HD STRAIGHT IRON PIPE WRENCH	44
4548	48" HD STRAIGHT IRON PIPE WRENCH	44
4560	60" HD STRAIGHT IRON PIPE WRENCH	44
4606	6" DIAMOND BLADE FOR DI & CI	9
4612	12" SPUD WRENCH	45
4616	6" DIAMOND ECONOMY BLADE	9
4685	SET OF 6 STEEL WEDGES	8
4686	ROLLER CHAIN, ONE LINK SECTION	8
4694	2"-4" STEEL PIPE CUTTER	7
4700	HAMMERHEAD FLARING KIT, 3/4"-2" COPPER	22
4706	6.5" TCT BLADE FOR STEEL	9
4814	14" ALUMINUM OFF-SET PIPE WRENCH	44
4818	18" ALUMINUM OFF-SET PIPE WRENCH	44
4824	24" ALUMINUM OFF-SET PIPE WRENCH	44
4900	REROUNDING TOOL KIT 3/4"-2" COPPER	22
4906	RATCHET PIPE CTR 1-1/2 to 6	4
4908	RATCHET PIPE CTR 1-1/2 to 8	4
4916	RATCHET PIPE CUTTER 1-1/2"-6" W/519	4
4918	RATCHET PIPE CUTTER 1-1/2"-8" W/519	4
4992	CLOSE QUARTER CUTTER, COPPER&PLASTIC	21
5090	PIPE CUTTER 1/2"- 2"	7
5190	MINI SNIPPER 1/8" TO 1-1/4"	11
5191	MINI SNIPPER 1/8" TO 1-1/4", PTFE BLADE	11
5195	ECONOMY SNIPPER 1/8" - 1-1/4"	12
5196	REPLACEMENT BLADE FOR 5195	12
5200	REPLACEMENT BLADE 5190	11
5210	COMPLETE CHAIN, 10" 490/590	6
5212	COMPLETE CHAIN, 12" 490/590	6
5215	COMPLETE CHAIN, 15" 490/590	6
5256	CHAIN EXTENSION 490/590 8 PINS	6
5258	CHAIN EXTENSION 490/590 14PINS	6
5291	PROFESSIONAL SNIPPER 5291, 1/8"- 1-5/8"	11
5295	ECONOMY SNIPPER 1/8" - 1-5/8"	12
5296	REPLACEMENT BLADE FOR 5296	12
5299	REPLACEMENT BLADE FOR 5191	11
5300	REPLACEMENT BLADE FOR 5291	11
5400	CHAIN WRENCH	45
5412	OPC,4-12" CUT & GRV STL & ALU	25
5524	COMPLETE CHAIN 18" FOR 559018	6
5624	PIPEMASTER II, 6" - 24"	8
5690	AUTO C CUTTER 1/2" (15.9 MM)	21
5691	AUTO C CUTTER 3/4" (22.2 MM)	21
5692	AUTO C CUTTER 1" (28.6 MM)	21
5741	RETRACTABLE UTILITY KNIFE	18
5751	SELF-RETRACTING SAFETY KNIFE	18
5761	5 PACK OF REPLACEMENT KNIFE BLADES	18
5800	3/4" CUTTER SHELL PLASTIC C-900	50
5801	1" CUTTER SHELL PLASTIC C-900	50
5803	1 1/4" CUTTER SHELL PLASTIC C-900	50
5900	OIL BUCKET W/PUMP	26
5906	MANUAL PIPE CTR 1-1/2" to 6"	4
5908	MANUAL PIPE CTR 1-1/2 to 8	4
5916	MANUAL CUTTER 1-1/2"-6", W/519	4

Part No	Description	Page
5918	MANUAL PIPE CUTTER 1-1/2"-8", W/519	4
6000	INTERNAL PIPE CUTTER 6"	15
6154	IPC KIT FOR 1 1/2", 2", 3", 4"	15
6156	IPC KIT FOR 1 1/2", 2", 3", 4", 6"	15
6412	OPMT CUT & BEVEL DIP 4"-12"	25
6500	HYDRAULIC POWER PACK	9
6515	RATCHET	16,49
6590	THREADING MACHINE 2-1/2"-6"	29
6790	THREADING MACHINE 1/2"-4"	29
6793	6790 THREADING MACHINE 1/2"-4"(NOTCH DH)	29
6794	6790 THREADING MACHINE 1/2"-4"(BLADE CTR)	29
7291	PROFESSIONAL SNIPPER 7291 1/8"- 2-7/16"	11
7324	REPLACEMENT BLADE FOR 7291	11
7800	EARTHWORM HYDRO DRILL	52
7801	1 INCH AUGER	52
7802	2 INCH AUGER	52
7808	4 INCH REVERSE AUGER	52
7809	6 INCH REVERSE AUGER	52
7810	3 INCH AUGER	52
7914	3/8 PITCH CUTTER CHAIN	10
7922	1-1/2" GLASS CUTTER CHAIN, 3/8 PITCH	10
8001	CUTTER WHEEL	7
8003	CUTTER WHEEL	23
8004	CUTTER WHEEL - 4690 (8016)	7
8006	CUTTER WHEEL	23
8012	CUTTER WHEEL	23
8015	CUTTER WHEEL	23
8021	CUTTER WHEEL	23
8025	CUTTER WHEEL	23
8033	CUTTER WHEEL FOR PLASTIC 4992	21, 23
8034	CUTTER WHEEL	23
8038	CUTTER WHEEL, 4990/ 4991/4992	21
8039	CUTTER WHEEL, 5090	7
8040	CUTTER WHEEL FOR 2590/3590, RC375	22, 23
8041	CUTTER WHEEL FOR 2790/3790, RC1125	23
8044	CUTTER WHEEL FOR 2790 & 3790 HSS/SS	21, 23
8045	CUTTER WHEEL	23
8046	CUTTER WHEEL FOR 5690/1/2,COPPER/CTS/CPVC	21
8050	CUTTER WHEEL FOR 95041 STEEL, STYLE HS4	7
8051	CUTTER WHEEL FOR 95041 CI/DI, STYLE H14	7
8052	CUTTER WHEEL FOR 95061 STEEL, STYLE HS6	7
8053	CUTTER WHEEL FOR 95061/81/121, CI/DI	7
8054	CUTTER WHEEL FOR 95081/121 STL	7
8066	CUTTER WHEEL FOR 90748,90749, PLASTIC	20
8067	CUTTER WHEEL FOR 90748,90749, COPPER,AL	20
8068	CUTTER WHEEL FOR 90747, PLASTIC	19
8069	CUTTER WHEEL (90710/721/727/734/747)	19
8071	CUTTER WHEEL FOR 90735/90728/90750 METAL	23
8073	CUTTER WHEEL FOR 90750 PLASTIC	23
8076	CUTTER WHEEL FOR 95061/81/121,UNIVERSAL	7
8082	CUTTER WHEEL FOR 2690 SS	7
8100	HOT TAPPING SYSTEM 3/4"-1" NPT, STEEL/COPPER	50
8102	HOT TAPPING SYSTEM 3/4"-2" NPT, STEEL/COPPER	50
8190	THREADING MACHINE 1/2"-2"	28
8196	THREADER 8090 W/2 DIE HEADS	28

PRODUCT LISTING

Part No	Description	Page
8197	THREADER 8090 W/897065 DH	28
8198	THREADING MACHINE 1/2"-2" 220V	28
8200	HOT TAPPING SYSTEM 3/4"-1" CTS, STEEL/COPPER	50
8201	HOT TAPPING SYSTEM 3/4"-1" CTS, PLASTIC	50
8202	HOT TAPPING SYSTEM 3/4"-2" CTS, PLASTIC	50
8203	HOT TAPPING SYSTEM 3/4"-1" CTS, DI & CI	50
8204	HOT TAPPING SYSTEM 3/4"-2" CTS, DI & CI	50
8205	HOT TAPPING SYSTEM 3/4"-1" CTS, PLASTIC, DI, CI	50
8206	HOT TAPPING SYSTEM 3/4"-2" CTS, PLASTIC, DI, CI	50
8209	HOT TAPPING SYSTEM 3/4"-2" CTS, PLASTIC, DI, CI	50
8300	HOT TAPPING SYSTEM 3/4"-1"BSPT, STEEL, COPPER	50
8312	12" STRAP WRENCH, 1/2-2" PIPE	45
8318	18" STRAP WRENCH, 1-5" PIPE	45
8324	24" STRAP WRENCH, 2-12" PIPE	45
8400	ROLL GROOVER-6090,7090,8090	24
8401	ROLL GROOVER-300	24
8402	ROLL GROOVER FOR 300 COMPACT	24
8403	ROLL GROOVER 6790	24
8412	OPMT CUT BEVEL STEEL 4"-12"	25
8500	MINI PIPE SLICE-PIPELINE REPLACEMENT TOOL	53
8506	1/4 X 50' CABLE FOR MINI SLICE	53
8507	1/4 X 75' CABLE FOR MINI SLICE	53
8508	1/4 X 100' CABLE FOR MINI SLICE	53
8520	MINISLICE 50'-8506,8500,8611	53
8521	MINISLICE 75'-8507,8500,8611	53
8522	MINISLICE 100'-8508,8500,8611	53
8525	1/2-3/4 POLY PULLER	53
8570	SHUT OFF TOOL COMBO 85 & 70, 3/4"-2"	49
8600	PIPE SLICE	53
8601	PIPESLICE II-PIPELINE REPLACEMENT TOOL	53
8605	3/8 x 50' CABLE WITH FERRULE	53
8606	3/8 x 75' CABLE WITH FERRULE	53
8607	3/8 x 100' CABLE WITH FERRULE	53
8608	3/8 x 150' CABLE WITH FERRULE	53
8610	CABLE GRIP - DOUBLE V	53
8611	CABLE GRIP - FLAT	53
8625	3/4 POLY/COPPER PIPE PULLING FOR 8600	53
8626	1" POLY/COPPER PIPE PULLING FOR 8600	53
8631	PIPE SLICE KIT 8600 SLICE, 8610 GRIP, 8625 & 8626 POLY/COPPER PULLING	53
8632	PIPE SLICE KIT 8600 SLICE, 86110 GRIP, 8625 & 8626 POLY/COPPER PULLING	53
8633	PIPE SLICE KIT 8601 SLICE, 8610 GRIP, 8645 & 8646 POLY PULLING ATTACHMENT	53
8634	PIPE SLICE KIT 8601 SLICE, 8611 GRIP, 8645 & 8646 POLY PULLING ATTACHMENT	53
8635	PIPE SLICE KIT 8601 SLICE, 8610 GRIP, 8647 FLARE, 8648 & 8649 LOCKNUT	53
8636	PIPE SLICE KIT 8601 SLICE, 8611 GRIP, 8645 & 8646 POLY PULLING ATTACHMENT	53
8637	PIPE SLICE KIT 8601, 8610, 8645, 8646, 8647, 8648, 8649	53
8638	PIPE SLICE KIT 8601, 8611, 8645, 8646, 8647, 8648, 8649	53
8645	3/4 PE PIPE PULLING ATTACHMENT FOR 8601	53
8646	1" PE PULLER ATTACHMENT FOR 8601	53

Part No	Description	Page
8647	3/4"+ 1" DOUBLE FLARE TOOL FOR 8601	53
8648	3/4" COPPER FLARE LOCKNUT FOR 8601	53
8649	1" COPPER FLARE LOCKNUT FOR 8601	53
8670	SHUT OFF TOOL COMBO 86 & 70 1/2"-2"	49
8700	FORGED HYDRANT WRENCH	46
8708	8" ALUMINUM VALVE WHEEL WRENCH	54
8714	14" ALUMINUM VALVE WHEEL WRENCH	54
8718	18" ALUMINUM VALVE WHEEL WRENCH	54
8806	6 FT ADJUST-A-KEY	55
8808	8 FT ADJUST-A-KEY	55
8900	SLIK-TAP DIRECT TAP LUBRICANT	51
8901	SLIK-TAP, 12 PACK CASE	51
8991	THREADING MACHINE 1/2"-1"	27
8992	THREADER 8991 W/60131 DH	27
8993	THREADER 8991 W/2 DIE HEADS	27
8998	THREADING MACHINE 1/2"-1" 220V	27
9000	POWER PLASTIC BEVELER	13
9001	MODEL 9000 WITH CARBIDE BIT	13
9015	PLASTIC PIPE BEVEL TOOL	13
9401	STANDARD BASIN WRENCH	45
9600	1-1/4 X 1-1/16 DOUBLE-UP WRENCH	46
9601	15/16 X 1 1/8 DOUBLE-UP WRENCH	46
9700	HYDRAULIC ROLL GROOVER W/BASE FOR 60/70/8090	24
9701	HYDRAULIC ROLL GROOVER W/BASE FOR 6790	24
9703	HYDRAULIC ROLL GROOVER W/BASE FOR 300	24
10050	1/2" CTS CHAMFER/BELVE TOOL/DEPTH GAUGE	15
10075	3/4" CTS CHAMFER/BELVE TOOL/DEPTH GAUGE	15
10100	1" CTS CHAMFER/BELVE TOOL/DEPTH GAUGE	15
10125	1-1/4" CTS CHAMFER/BELVE TOOL/DEPTH GAUGE	15
10150	1-1/2" CTS CHAMFER/BELVE TOOL/DEPTH GAUGE	15
10200	2" CTS CHAMFER/BELVE TOOL/DEPTH GAUGE	15
10696	ADAPTER FOR 12R DROP HEAD DIES	54
10700	HYDRANT NUT DRIVER	55
10709	1" SQUARE FEMALE ADAPTER	54
13020	2" HINGED PIPE VISE	43
13040	2-1/2" HINGED PIPE VISE	43
13060	4" HINGED PIPE VISE	43
13964	TORQUE LIMITING ADAPTER W/CTR/1" SQ DRIVE	54
13968	RISING STEM TORQUE ADAPTER	55
13970	RISING STEM HAND WHEEL ADAPTER, 681155	55
16010	1.5"-4" PIPE HOG KIT SCH 40	14
16158	1-1/2" PIPE HOG	14
16208	2" PIPE HOG	14
16308	3" PIPE HOG	14
16408	4" PIPE HOG	14
16018	PIPE HOG KIT WITH EXTENSION SHAFT	14
16050	12" EXTENSION SHAFT	14
16055	1/2" SQUARE CARBIDE INSERT	14
17500	REPLACEMENT POLAR GAS CANISTER	48
19010	CHAIN EXTENSION 8 PINS 2990	6
19012	CHAIN EXTENSION 14 PINS 2990	6
19015	CHAIN EXTENSION 20 PINS 2990	6
19020	FITTING SAVER KIT IPS SCH 40	14
19025	FITTING SAVER KIT IPS SCH 80	14
19030	1/2" CTS FITTING SAVER	14

Part No	Description	Page
19035	3/4" CTS FITTING SAVER	14
19050	1/2" SCH 40 FITTING SAVER	14
19051	1/2" SCH 80 FITTING SAVER	14
19075	3/4" SCH 40 FITTING SAVER	14
19076	3/4" SCH 80 FITTING SAVER	14
19100	1" SCH 40 FITTING SAVER	14
19101	1" SCH 80 FITTING SAVER	14
21389	TORQUE LIMITING ADAPTER W/ 1" SQ DRIVE	54
29200	MANUAL TEST PUMP, 300 PSI	36
29201	MANUAL TEST PUMP, 1000 PSI	36
29900	MANUAL TEST PUMP W/TANK 870 PSI	36
29906	2-6" HYDRAULIC PIPE CUTTER	5
29908	2-8" HYDRAULIC PIPE CUTTER	5
30050	1/2" IPS CHAMFER/BEVELTOOL/DEPTH GAUGE	15
30075	3/4" IPS CHAMFER/BEVEL TOOL/DEPTH GAUGE	15
30100	1" IPS CHAMFER/BEVEL TOOL/DEPTH GAUGE	15
30125	1-1/4" IPS CHAMFER/BEVEL TOOL/DEPTH GAUGE	15
30150	1-1/2" IPS CHAMFER/BEVEL TOOL/DEPTH GAUGE	15
30200	2" IPS CHAMFER/BEVEL TOOL/DEPTH GAUGE	15
32150	PNEUMATIC TEST PUMP, 1GPM/1500 PSI	40
32300	PNEUMATIC TEST PUMP, .5GPM / 3000 PSI	40
32301	FLUID SECTION REPAIR KIT FOR 32300	40
32450	PNEUMATIC TEST PUMP, 1GPM, 10,000 PSI	40
32900	3" CAPITOL STYLE CI CUTTER	7
33110	ELECTRIC TEST PUMP, 1000 PSI, 1GPM	39
33111	ELECTRIC TEST PUMP, 220V, 50/60HZ	39
35110	ELECTRIC TEST PUMP, 500 PSI, 3GPM	39
36200	TEST PUMP, 3.5GPM, 1200 PSI, 3GPM	37
38300	ELECTRIC TEST PUMP, 300 PSI, 4GPM, 1/2 HP	39
38301	38300 TEST PUMP, 220V, 50/60HZ	39
39906	HD RATCHET PIPE CUTTER 6"	4
39908	HD RATCHET PIPE CUTTER 8"	4
42900	4" CAPITOL STYLE CI CUTTER	7
46200	HYDROSTATIC TEST PUMP, 1200 PSI 3.5GPM B&S	37
46301	HYDROSTATIC TEST PUMP, 300 PSI 5.4GPM B&S	37
46511	HYDROSTATIC TEST PUMP, 500 PSI, 10GPM UDOR/B&S/ CART	38
46503	HYDROSTATIC TEST PUMP, 500 PSI, 10GPM UDOR/B&S/ ROLL CAGE	38
46521	HYDROSTATIC TEST PUMP, 500 PSI, 10GPM COMET/B&S/ CART	38
46523	HYDROSTATIC TEST PUMP, 500 PSI 10GPM COMET/B&S/ ROLL CAGE	38
46600	HYDROSTATIC TEST PUMP, 300 PSI, 15GPM B&S	38
47100	HYDROSTATIC TEST PUMP, 1000 PSI, ELECTRIC 115V 60HZ 2.2GPM	39
47101	HYDROSTATIC TEST PUMP, 1000 PSI, ELECTRIC 220V 50HZ 2.2GPM	39
47102	HYDROSTATIC TEST PUMP, 2000 PSI, ELECTRIC 115V 60HZ 1.1GPM	39
47103	HYDROSTATIC TEST PUMP, 2000 PSI, ELECTRIC 220V 50HZ 1.1GPM	39
47105	HYDROSTATIC TEST PUMP, 2000 PSI, ELECTRIC 115V 60HZ 2.2GPM	39
49010	RATCHET PIPE CTR 1-1/2" to 10"	4
49012	RATCHET PIPE CTR 1-1/2" to 12"	4

Part No	Description	Page
49015	RATCHET PIPE CUTTER 2"-15"	4
49075	REROUNDING TOOL 3/4"	22
49100	REROUNDING TOOL 1"	22
49150	REROUNDING TOOL 1-1/2"	22
49200	REROUNDING TOOL 2"	22
50100	INNER-OUTER REAMER 3/8"-2" 10 MM-54 MM	22
52510	CHAIN EXTENSION 490/590 20 PINS 6"	6
52512	CHAIN EXTENSION 490/590 26 PINS 8"	6
56200	2 INCH TRASH PUMP	41
56201	56200 WITH WHEELED CART	41
56300	3 INCH TRASH PUMP	41
56301	56300 WITH WHEELED CART	41
56310	3" MUDSUCKER DIAPHRAGM PUMP	41
59010	MANUAL PIPE CUTTER 1-1/2"-10"	4
59012	MANUAL PIPE CUTTER 1-1/2"-12"	4
59015	MANUAL PIPE CUTTER 2"-15"	4
60506	WHEELED CART FOR 6390/6790	30
60507	WHEELED CART W/TOOL BOX, 6390/6790	30
60513	COLLAPSIBLE CART FOR 8090	30
60514	WHEELED CART FOR 6590	30
60515	WHEEL CART W/TOOLBOX FOR 6590	30
60518	ANTI-TIP BRACKET FOR COLLAPSIBLE CART	30
60601	THREADMASTER OIL GALLON JUG	30
60602	THREADMASTER OIL 5 GALLON PAIL	30
60603	THREADMASTER OIL 2 QUART BOTTLE	30
60604	THREADMASTER OIL 1 QUART BOTTLE	30
60607	THREADMASTER SS OIL 1 GALLON	30
60608	THREADMASTER SS OIL 5 GALLON	30
60655	THREADMASTER OIL 55 GALLON DRUM	30
62000	NIPPLE ATTACHMENT NPT 1/2"	30
62001	NIPPLE ATTACHMENT NPT 3/4"	30
62002	NIPPLE ATTACHMENT NPT 1"	30
62003	NIPPLE ATTACHMENT NPT 1-1/4"	30
62004	NIPPLE ATTACHMENT NPT 1-1/2"	30
62005	NIPPLE ATTACHMENT NPT 2"	30
62006	NIPPLE ATTACHMENT NPT 2-1/2"	30
62007	NIPPLE ATTACHMENT NPT 3"	30
62009	NIPPLE ATTACHMENT NPT 4"	30
68115	POWER DRIVE 22rpm, 115v, 50/60HZ, 1/2HP	54
68315	POWER DRIVE 66rpm, 115v, 50/60HZ, 1/2HP	54
69012	GLASS TUBE CUTTER 1/4"-3/4"	10
79014	GLASS TUBE CUTTER 1/4"-1"	10
79022	GLASS TUBE CUTTER 1/4"-1-1/2"	10
80711	REPLACEMENT DEBURRING BLADE	19, 22
86075	3/4 CC PVC DRILL TAP	51
86100	1 CC PVC DRILL TAP	51
88024	2 FOOT KEY EXTENSION	55
89075	3/4" DRILL TAP	51
89100	1" DRILL TAP	51
89150	1-1/2" DRILL TAP	51
89200	2" DRILL TAP	51
89202	1/2" PEX RING CRIMPER	17
89203	3/4" PEX RING CRIMPER	17
89204	1" PEX RING CRIMPER	17
89206	1/2" & 3/4" PEX COMBO CRIMPER	17

PRODUCT LISTING

Part No	Description	Page
89210	1/2"- 1" RING REMOVER	17
89215	1/2" CLOSE QTRS CRIMP TOOL	18
89216	3/4" CLOSE QTRS CRIMP TOOL	18
89217	COMBO CLAMP STYLE CRIMPER	18
89250	SS CLAMP PINCHER	17
90710	TUBING CUTTER 1/8"-1-1/8", CU/AL	19
90721	MINI TUBING CUTTER 1/8"-1", CU/AL	19
90724	MINI TUBING CUTTER 1/8"-1-1/8", SS	20
90727	MINI TUBING CUTTER 1/8"-1-1/8", CU/AL	19
90730	TUBING CUTTER 1/8"-1-3/4" SS	20
90734	TUBING CUTTER 1/8"-1-3/8", TELESCOPIC	19
90747	TUBING CUTTER 1/4"-3" QUICK RELEASE	19
90748	TUBING CUTTER 2"-5" QUICK RELEASE	20
90749	TUBING CUTTER 4"-6-5/8" QUICK RELEASE	20
90764	TUBING CUTTER 1/4"-3" SS	20
90799	REPLACEMENT CUTTER WHEEL FOR SS TUBING CUTTERS	20
95240	HINGED PIPE CUTTER 2"-4"	7
95460	HINGED PIPE CUTTER 4"-6"	7
95680	HINGED PIPE CUTTER 6"-8"	7
98001	VALVEMASTER FRWD CTR HONDA	54
98003	VALVEMASTER 2 WAY CTR HONDA	54
192410	COMPLETE CHAIN 10" FOR 299010	6
192412	COMPLETE CHAIN 12" FOR 299012	6
192415	COMPLETE CHAIN 15" FOR 299015	6
220220	BEVELER UNIT LESS ROUTER	13
220234	REPLACEMENT HSS 15 DEGREE ROUTER BIT ASSEMBLY	13
220041	REPLACEMENT CARBIDE 15 DEGREE ROUTER BIT ASSEMBLY	13
220083	REPLACEMENT BLADE BEVEL FOR 9015	13
276288	FLAT FACE MALE QUICK DISCONNECT	8
276289	FLAT FACE FEMALE QUICK DISCONNECT	8
276693	WATER SUPPLY TANK, 4 GALLON	8
277227	SCREW FOR CARBIDE CUTTING INSERT	14
277228	CARBIDE CUTTING INSERT	14
299010	2-10" HYDRAULIC PIPE CUTTER	5
299012	2-12" HYDRAULIC PIPE CUTTER	5
299015	2-15" HYDRAULIC PIPE CUTTER	5
362000	HYDROSTATIC TEST PUMP, 3.5GPM 1200 PSI HONDA	37
373020	FIRE HOSE TEST PUMP - 2 HOSE	40
373040	FIRE HOSE TEST PUMP - 4 HOSE	40
373080	HYDROSTATIC TEST PUMP HONDA, 3.5GPM/3000 PSI	37
382415	COMPLETE CHAIN 15" FOR 389015	6
382418	COMPLETE CHAIN 18" FOR 389018	6
382424	COMPLETE CHAIN 24" FOR 389024	6
382515	CHAIN EXTENSION 8 PINS 3890	6
382518	CHAIN EXTENSION 14 PINS 3890	6
382520	CHAIN EXTENSION 20 PINS 3890	6
382524	CHAIN EXTENSION 26 PINS 3890	6
389012	4"-12" HYDRAULIC PIPE CUTTER	5
389015	4"-15" HYDRAULIC PIPE CUTTER	5
389018	4"-18" HYDRAULIC PIPE CUTTER	5
389024	4"-24" HYDRAULIC PIPE CUTTER	5
462000	HYDROSTATIC TEST PUMP 1200 PSI, 3.5GPM HONDA ENGINE	37
463010	HYDROSTATIC TEST PUMP 300 PSI, 5.4GPM HONDA ENGINE	37

Part No	Description	Page
465110	HYDROSTATIC TEST PUMP 500 PSI, 10GPM UDOR/HONDA/CART	38
465030	HYDROSTATIC TEST PUMP 500 PSI, 10GPM UDOR/HONDA/ROLL CAGE	38
465210	HYDROSTATIC TEST PUMP 500 PSI, 10GPM COMET/HONDA/CART	38
465230	HYDROSTATIC TEST PUMP 500 PSI, 10GPM COMET/HONDA/CAGE	38
466000	HYDROSTATIC TEST PUMP 300 PSI, 15GPM HONDA ENGINE	38
468260	HYDROSTATIC TEST PUMP 300 PSI, 32GPM HONDA ENGINE	38
506032	SOCKET	16
552420	COMPLETE CHAIN 20" FOR 559020	6
552424	COMPLETE CHAIN 24" FOR 559024	6
552436	COMPLETE CHAIN 36" FOR 559036	6
552520	CHAIN EXTENSION 4 PINS 5590	6
552524	CHAIN EXTENSION 10 PINS 5590	6
552536	CHAIN EXTENSION 28 PINS 5590	6
559018	6"-18" HYDRAULIC PIPE CUTTER	5
559020	6"-20" HYDRAULIC PIPE CUTTER	5
559024	6"-24" HYDRAULIC PIPE CUTTER	5
559036	6"-36" HYDRAULIC PIPE CUTTER	5
562000	2" TRASH PUMP W/HONDA ENGINE	41
562001	SAME AS 562000 WITH WHEELED CART	41
563000	3" TRASH PUMP W/HONDA ENGINE	41
563001	SAME AS 563000 WITH WHEELED CART	41
563100	3" MUDSUCKER DIAPHRAGM PUMP/HONDA	41
681150	POWER DRIVE W/CLUTCH & COUNTER, 250FT LBS 22RPM 115V 6 AMPS	54
681155	HAND WHEEL VALVE EXERCISER W/COUNTER & TORQUE ADAPTER, 22RPM	54
683155	HAND WHEEL VALVE EXERCISER W/COUNTER & TORQUE ADAPTER, 66RPM	54
690012	COMPLETE CHAIN FOR 69012 GLASS CUTTER	10
700155	REPLACEMENT BLADE FOR ALL CHAMFERING TOOLS	15
700536	VACUUM TEST ASSEMBLY	41
700588	SCHEDULE 80 GUIDE FOR 16150	14
700589	SCHEDULE 80 GUIDE FOR 16200	14
700590	SCHEDULE 80 GUIDE FOR 16300	14
700591	SCHEDULE 80 GUIDE FOR 16400	14
700692	REPLACEMENT STRAIGHT BLADE PFTE COATED	16
700777	6' DRIVE SHAFT FOR 1 1/2" - 2" MODELS	15
700778	6' DRIVE SHAFT FOR 3", 4" AND 6" MODELS	15
700821	20' HYDRAULIC HOSE ASSEMBLY	8
700970	TWO DRIVE WHEELS FOR 6" PIPE	8
701061	ELECTRIC COUNTER ASSEMBLY	54
701358	STAINLESS STEEL V-BLADE FOR 1697	16
701149	REPLACEMENT V-SHAPED BLADE PFTE COATED	16
701440	1 1/2" & 2" ARBOR ASSEMBLY	50
701454	STAINLESS STEEL V-BLADE FOR 1894, 1897	16
701567	LOW-PROFILE POINTED BLADE FOR 1698	16
701185	BYPASS VALVE KIT	9
802050	3/4" CTS ADAPTER	50
802051	3/4" NPT ADAPTER	50
802052	1" CTS ADAPTER	50
802053	1" NPT ADAPTER	50

Part No	Description	Page
802054	1-1/4" CTS ADAPTER	50
802055	1-1/4" NPT ADAPTER	50
802056	1-1/2" CTS ADAPTER	50
802057	1-1/2" NPT ADAPTER	50
802058	2" CTS ADAPTER	50
802059	2" NPT ADAPTER	50
802060	1-1/2" ADAPTER FOR MUELLER 110	50
802061	2" ADAPTER FOR MUELLER 110	50
802071	3/4" BSPT ADAPTER	50
802072	1" BSPT ADAPTER	50
802073	1-1/4" BSPT ADAPTER	50
802074	1-1/2" BSPT ADAPTER	50
802075	2" BSPT ADAPTER	50
802084	1-3/8 PVC CUTTER SHELL	50
802085	1-7/8 PVC CUTTER	50
892100	REPLACEMENT CUTTING BLADE FOR 89210	17
897065	DIE HEAD UNIVERSAL MANUAL OPEN 1/8"-2" NPT/NPSM/ UNC/8090	28
903071	11/16HSS CUTTER SHELL	50
903072	1" HSS CUTTER SHELL	50
903073	1-1/4" CUTTER SHELL	50
903074	1-1/2" CUTTER SHELL	50
903075	2" HSS CUTTER SHELL	50
904065	11/16 CUTTER FOR 3/4 DI TAP	50
904066	7/8 CUTTER FOR 1" DI TAP	50
904067	1-1/8 DI HS FOR 1-1/4 TAP	50
904068	1-3/8 CUTTER FOR 1-1/2 DI TAP	50
904069	1-7/8 CUTTER FOR 2" DI TAP	50
908098	CENTER DRILL W/ COUPON RETAINER	50
802084	1-3/8 PVC CUTTER SHELL	50
802085	1-7/8 PVC CUTTER	50
892100	REPLACEMENT CUTTING BLADE FOR 89210	17
897065	DIE HEAD UNIVERSAL MANUAL OPEN 1/8"-2" NPT/NPSM/ UNC/8090	28
903071	11/16HSS CUTTER SHELL (502723)	50
903072	1" HSS CUTTER SHELL 506542	50
903073	1-1/4" CUTTER SHELL 506547	50
903074	1-1/2" CUTTER SHELL WITH 908097 BUSHING	50
903075	2" HSS CUTTER SHELL WITH 908097 BUSHING	50
904065	11/16 CUTTER FOR 3/4 DI TAP	50
904066	7/8 CUTTER FOR 1" DI TAP	50
904067	1-1/8 DI HS FOR 1-1/4 TAP	50
904068	1-3/8 CUTTER FOR 1-1/2 DI TAP	50
904069	1-7/8 CUTTER FOR 2" DI TAP	50
908098	CENTER DRILL W/ COUPON RETAINER	50



WHERE TO BUY

ORDER NOW

Eastern Time 1-800-321-7950 | Fax 440-992-2925 | wheeler@wheelerrex.com

WHEELER-REX

3744 Jefferson Rd.
Ashtabula, OH USA 44004

Toll Free: 1-800-321-7950
Fax: 440-992-2925
E-mail: wheeler@wheelerrex.com

wheelerrex.com

© Rex International USA Inc.

Printed in U.S.A.

REX INTERNATIONAL

